



Feel the quality, be exclusive
Cartridge Guide

JBC
www.jbctools.com

Index

High Technology for quality soldering	4
Bigger is better	6
Factors limiting life of tips	7
Cleaning systems	8
C115 Cartridge range for NT115, AN115 & NP115 Micro Tweezers	12
C120 Cartridge range for AM120 & PA120 Micro Tweezers	16
C210 Cartridge range for T210 Precision Purpose Handles	18
C245 Cartridge range for T245 Handles	22
C250 Cartridge range for AL250 Auto-Feed & AP250 Solder Feed Irons	43
C420 Cartridge range for AT420 & HT420 Thermal Tweezers	46
C470 Cartridge range for T470 HD Handles & HT470 HD Thermal Tweezers	48
C360 Tips range for DS360 Micro Desoldering Iron	56
C560 Tips range for DR560 Desoldering Iron	58

A global organization at your service

JBC is a global company with a distributor network spanning 5 continents that guarantees a solid commercial organization with quick and efficient service.

The power of experience

More than 90 years of experience have placed JBC at the technological forefront of tools for soldering and rework operations in electronics. Innovation, efficiency and reliability are the key features of a wide range of products which have been designed to satisfy the most demanding requirements of professionals.

High technology, superior quality

Product perfection is one of the main objectives of JBC's improvement and development program. The R&D department has created the most innovative soldering technologies, which JBC is proud to present in this catalogue.



ESD safe

All JBC products comply with CE standards and EDS recommendations.



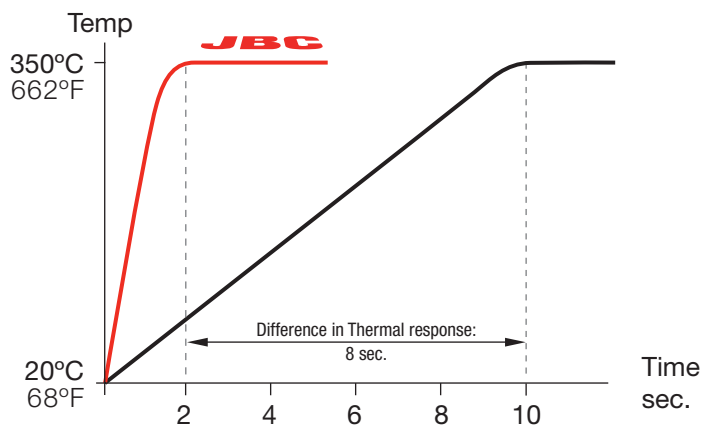
JBC Soldering SL reserves the right to update, modify or delete any information without previous notice.

High Technology for quality soldering

The JBC Exclusive Heating System

JBC's stations work with the JBC Exclusive Heating System which recovers tip temperature extremely quickly. This increases work efficiency and allows the user to work with lower temperatures.

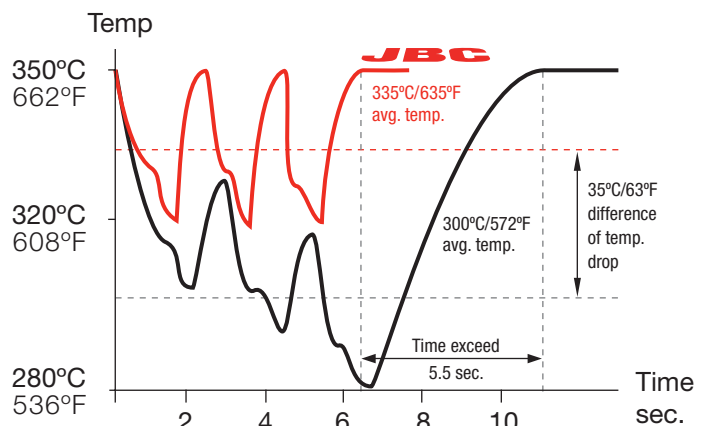
350°C/662°F in 2 seconds



Enhanced Temperature Efficiency ➔ Increased Productivity + Better Quality

Efficient Temperature Control

Comparative process of 3 solder joints



The tip temperature in JBC drops 35°C / 63°F. less than other brands during 3 comparative solder joints

— JBC
— Another top brand

The Intelligent Heat Management

Thanks to automatic detection of the tool in the stand, JBC Soldering and Rework Stations allow the tools to enter into **Sleep & Hibernation** mode when not being used. As a result, tip life lasts up to 5 times longer.

Sleep Mode

Sleep mode automatically lowers tip temperature below solder melting point when the tool rests in the stand.

It prevents the dissolution of the tip's iron coating into molten solder.

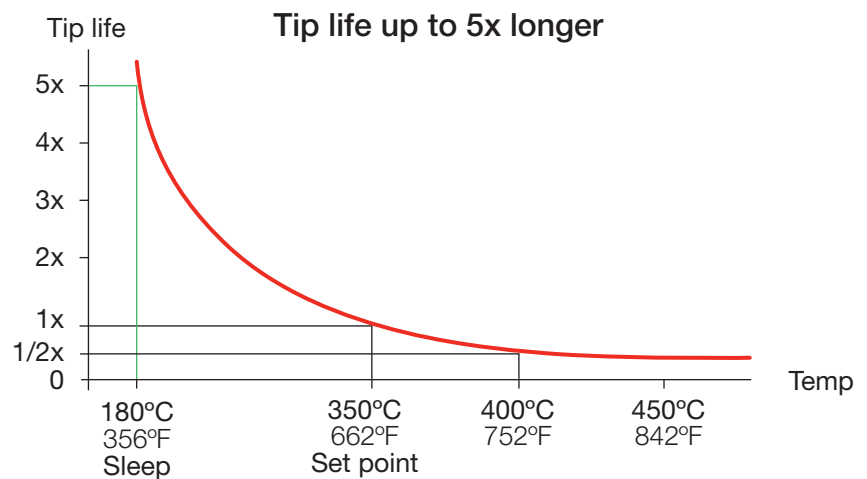
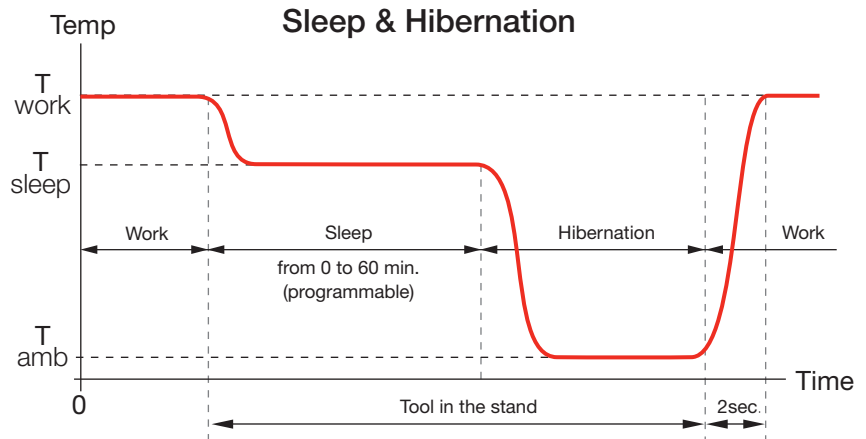
Hibernation Mode

After a configurable period of tool inactivity in the stand (10 min factory default), the tool enters into **Hibernation** mode.

It cuts off power supply making the tip reach room temperature thus preventing oxidation and saving energy.

Longer Tip life

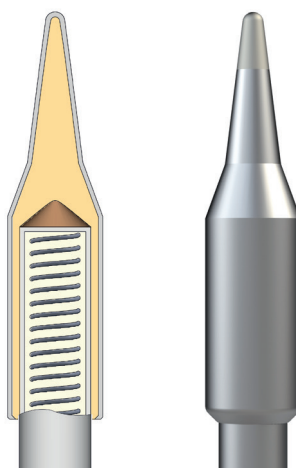
Tip life increases exponentially by using lower temperatures as shown. Using the **Sleep** mode, the temperature is further reduced, which extends tip life by 5.



Cartridges with extended tip life

The essential part of the soldering iron is the tip so JBC has **over 400 models of cartridges of different sizes and shapes** to choose from, depending on each application.

JBC has developed the most advanced technology based on the following principles:



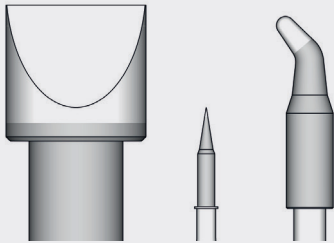
- ▶ **Excellent Heat Transfer**
The compact element reduces thermal barriers.
- ▶ **Instantaneous Heating-Up**
A fully-integrated thermal sensor in the heater ensures quick temperature recovery.
- ▶ **Great Durability**
The intelligent algorithm control program extends tip life.

When you start working do not forget:

Bigger is better

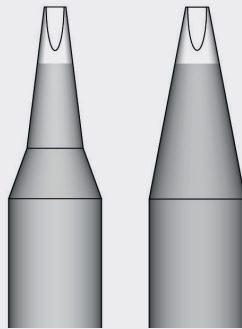
As you know, **the bigger the solder tip, the better the thermal transfer.**
So remember to select **the biggest tip possible** for your application.

Over 400 tips of different sizes, shapes and power



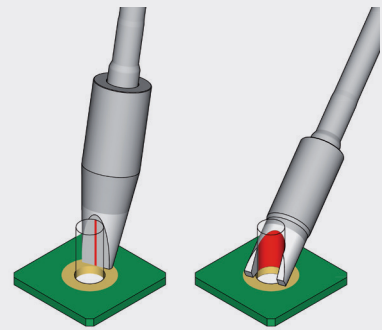
JBC cartridges range from models for precision work to high power requirement applications.

Geometry
Slimness vs Efficiency



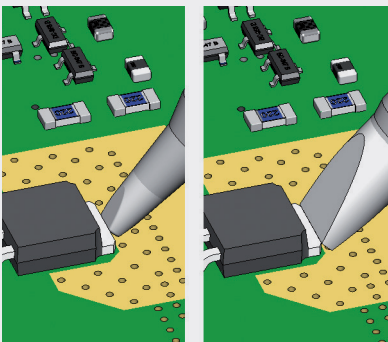
A high thermal-efficient tip makes your job up to **40% faster** than a tip with a slimmer geometry.

Increase the contact surface Tip - Application



The bigger the contact surface the tip has with the application, the higher the **thermal transfer**.

Largest mass possible



The more mass the tip has, the more heat is accumulated and the **lower is the temperature drop**.

Maintain tip surface clean and tinned



Remember that rusty and dirty surfaces reduce **heat transfer** to the solder joint.

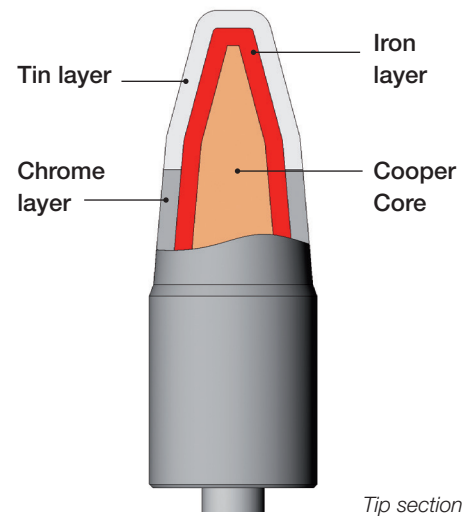
(See JBC's cleaning methods on pages 8-9).

This way you will be able to:

- ▶ Work at **lower temperatures** (350°C / 662°F)
- ▶ Obtain **better results** in **less time**
- ▶ Improve **thermal performance**
- ▶ Increase **temperature precision**
- ▶ Reduce **collateral damage** (thermal stress on components and PCBs)

Factors limiting life of tips

- ▶ **Working temperature**
The higher the temperature, the higher the oxidation and the corrosion. Work at the lowest possible temperature. Use thermal-efficient tools and keep tips clean of oxidation.
- ▶ **Flux and solder alloy**
Too much active Flux can cause corrosion. IPC recommends: ROL, REL and ORL.
The internal flux from small Ø solder reels might not be enough. Provide external Flux if necessary.
- ▶ **Correct soldering techniques**
Too much pressure on the surface to solder can cause tip or plate breakage.
Do not use as a pointed object or a screwdriver.
Choose the biggest possible tip for each application to work at the lowest possible temperature.
- ▶ **Iron plating thickness**
The wearing down of the plate shortens its life (hollowed-out).
Do not use mechanical or chemical means to clean the tip. Use the cleaning methods provided by the manufacturer.
Do not apply too much pressure.
- ▶ **Oxidization**
Iron oxide does not wet nor transfer temperature well (dewetting). The higher the temperature, the greater the risk of oxidation. Always keep tips tinned while not in use. Use flux on your solder joints. Take advantage of SLEEP & HIBERNATION functions.



Remember

- ▶ Always work at the **LOWEST POSSIBLE TEMPERATURE.**
- ▶ Use **THERMAL-EFFICIENT TOOLS.**
- ▶ Choose the **BIGGEST** tip possible.
- ▶ IPC recommends **FLUX ROL, REL and ORL.**
- ▶ Protect the tip with a **TIN COATING** when not in use.
- ▶ Use the **SLEEP & HIBERNATION** functions.
- ▶ **DO NOT** apply too much **pressure** to the tip.
- ▶ Use the **CLEANING METHODS** recommended by the manufacturer.
- ▶ Only use re-tinners when absolutely necessary.

UP 2
seconds
HEAT UP

Cleaning systems


For a good heat transfer, keep the tip tinned thus free from oxides.

Clean the tip in a fraction of a second



With automatic cleaners you save time and optimize production.

Improve heat transfer



A clean tip is always easier to tin, resulting in higher quality solder joints.

Manual Tip Cleaner

Ref. **CL8499**

Brass wool

Ref. **CL6210**

Very effective cleaning method. Leaves a small layer of solder on the tip preventing oxidation between cleaning.

Tip wiper

Ref. **CL0240**

This is the method to eliminate the excess of solder on the tip.



Sponge

Ref. **CL0354**

This is the softest method. Be sure to have the sponge always clean and wet, not soaked, with de-ionated water.

Junior Tip Cleaner

Ref. **CLMS**

Save space

You can easily fit the tip cleaner into your work area thanks to its reduced size.

Two modes of operation

The motorized brushes start by pressing the button or by selecting the continuous mode.



Brushes for CLMS



Ref. **CLMS-A8**

JBC offers effective, practical and affordable methods to prevent splashing and extend a tip's life:

Easy to maintain



The solder collector tray can be easily emptied and re-used with no wear and tear.



The locking mechanism on the brushes makes them fast and easy to replace.

Senior Tip Cleaner

Ref. **CLMU-A**

Continuous or Sensor mode

This cleaner is excellent for cleaning tips with different shapes and sizes. You can easily switch between sensor and continuous mode by pressing the top buttons.

Also features a second position which facilitates vertical tip access.



Brushes for CLMU



Ref. **CLMU-A8**



Ref. **CLMU-A7**



Ref. **CLMU-P1**
Non-metal brushes



Ref. **CLMU-P7**
Non-metal brushes


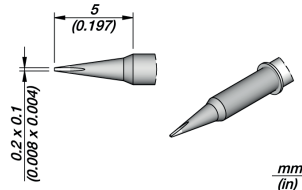
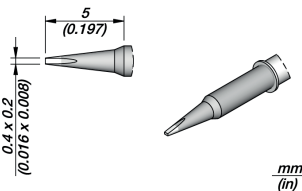
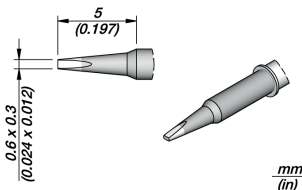
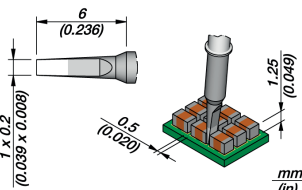
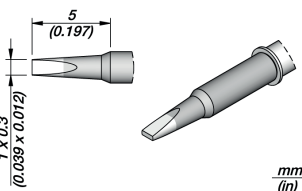
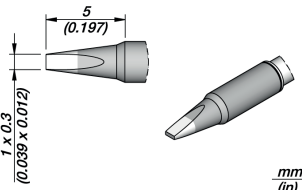
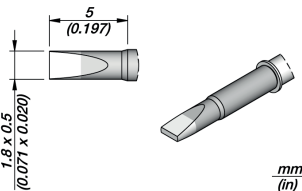





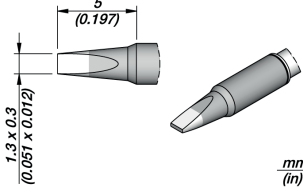
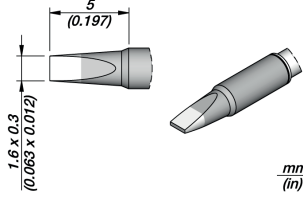
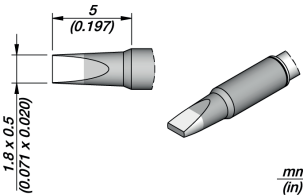
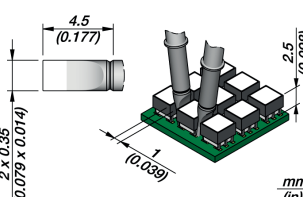
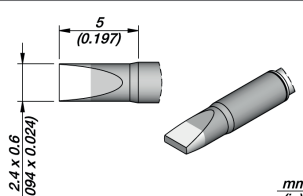

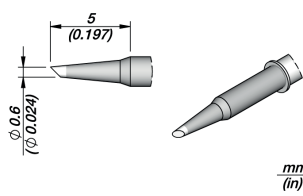
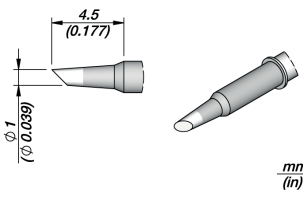

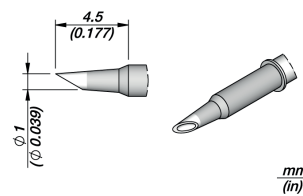
Our cartridge range is steadily growing as we are determined to respond to our clients' specific needs, cooperating closely with them to create the **right solution.**

C115 Cartridge range for NT115, AN115 & NP115 Micro Tweezers

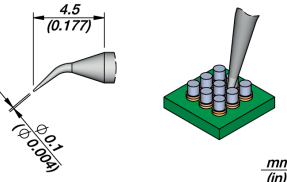
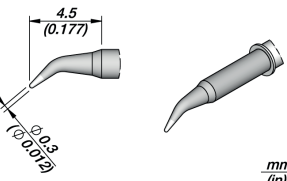


	Ref.	Description	Image & dimensions	Suggested components	Compatible with
	C115-116	Cartridge Chisel 0.2 x 0.1		Package 01005. 0201 Very fine pitch 0.4mm QFP. IC. ...	Stations: NASE, NANE Tools: NT115-A, AN115-A NP115-A
	C115-117	Cartridge Chisel 0.4 x 0.2		Package 0402 Very fine pitch 0.65mm QFP. IC. ...	Stations: NASE, NANE Tools: NT115-A, AN115-A NP115-A
	C115-108	Cartridge Chisel 0.6 x 0.3		Package 0603 PLCC. SO. SOT....	Stations: NASE, NANE Tools: NT115-A, AN115-A NP115-A
	C115-125	Cartridge Chisel 1x 0.2		Package 0805 Difficult to reach	Stations: NASE, NANE Tools: NT115-A, AN115-A NP115-A
	C115-113	Cartridge Chisel 1 x 0.3		Package 0805 Through hole	Stations: NASE, NANE Tools: NT115-A, AN115-A NP115-A
	C115-213	Cartridge Chisel 1 x 0.3 S1		Package 0805 Through hole	Stations: NASE, NANE Tools: NT115-A, AN115-A NP115-A
	C115-114	Cartridge Chisel 1.8 x 0.5		Package 1206. 1210 Through hole	Stations: NASE, NANE Tools: NT115-A, AN115-A NP115-A


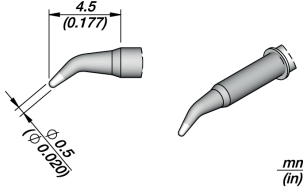

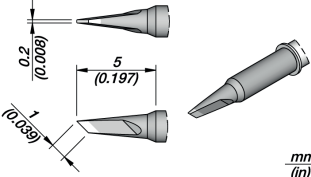
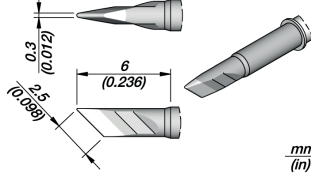
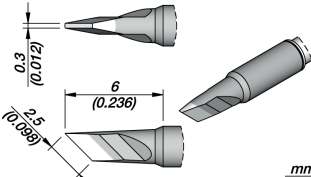
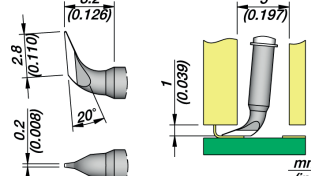
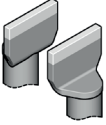
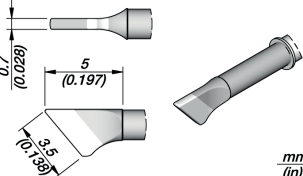
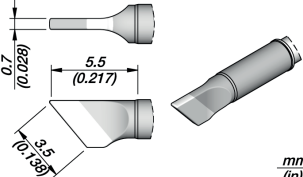

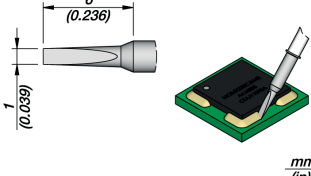
C115 Cartridges for NT115, AN115 & NP115 Micro Tweezers

	Ref.	Description	Image & dimensions	Suggested components	Compatible with
	C115-221	Cartridge Chisel 1.3 x 0.3		Package 0805 Through hole	Stations: NASE, NANE Tools: NT115-A, AN115-A NP115-A
	C115-222	Cartridge Chisel 1.6 x 0.3		Package 0805 Through hole	Stations: NASE, NANE Tools: NT115-A, AN115-A NP115-A
	C115-214	Cartridge Chisel 1.8 x 0.5 S1		Package 1206, 1210 Through hole	Stations: NASE, NANE Tools: NT115-A, AN115-A NP115-A
	C115-131	Cartridge Chisel 2 x 0.35		LED SMD 2727, 1921, 1415	Stations: NASE, NANE Tools: NT115-A, AN115-A NP115-A
	C115-223	Cartridge Chisel 2.4 x 0.6		Package 0805 Through hole	Stations: NASE, NANE Tools: NT115-A, AN115-A NP115-A
	C115-109	Cartridge Bevel Ø 0.6		Drag soldering SMD Through hole	Stations: NASE, NANE Tools: NT115-A, AN115-A NP115-A
	C115-127	Cartridge Bevel Ø 1		Drag soldering SMD Through hole	Stations: NASE, NANE Tools: NT115-A, AN115-A NP115-A
	C115-128	Cartridge Spoon Ø 1		Drag soldering SMD Through hole	Stations: NASE, NANE Tools: NT115-A, AN115-A NP115-A

C115 Cartridges for **NT115, AN115 & NP115** Micro Tweezers

	Ref.	Description	Image & dimensions	Suggested components	Compatible with
	C115-101	Cartridge Conical Ø 0.1	 mm (in)	Package 01005 Very fine pitch 0.4mm QFP. IC	Stations: NASE, NANE Tools: NT115-A, AN115-A NP115-A
	C115-126	Cartridge Conical Ø 0.1 S1	 mm (in)	Package 01005 Very fine pitch 0.4mm QFP. IC	Stations: NASE, NANE Tools: NT115-A, AN115-A NP115-A
	C115-103	Cartridge Conical Ø 0.3 S1	 mm (in)	Package 0201. 0402 Very fine pitch 0.65mm QFP. IC. ...	Stations: NASE, NANE Tools: NT115-A, AN115-A NP115-A
	C115-106	Cartridge Conical Ø 0.5	 mm (in)	Package 0603 QFP. IC. ...	Stations: NASE, NANE Tools: NT115-A, AN115-A NP115-A
	C115-107	Cartridge Conical Ø 0.8	 mm (in)	General use	Stations: NASE, NANE Tools: NT115-A, AN115-A NP115-A
	C115-118	Cartridge Conical Bent Ø 0.1	 mm (in)	Package 01005 Very fine pitch 0.4mm QFP. IC...	Stations: NASE, NANE Tools: NT115-A, AN115-A NP115-A
	C115-124	Cartridge Conical Bent Ø 0.1 S1	 mm (in)	Package 01005 Very fine pitch 0.4mm QFP. IC...	Stations: NASE, NANE Tools: NT115-A, AN115-A NP115-A
	C115-105	Cartridge Conical Bent Ø 0.3	 mm (in)	Package 0201. 0402. Fine pitch 0.65mm QFP. IC...	Stations: NASE, NANE Tools: NT115-A, AN115-A NP115-A

C115 Cartridges for NT115, AN115 & NP115 Micro Tweezers

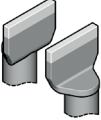
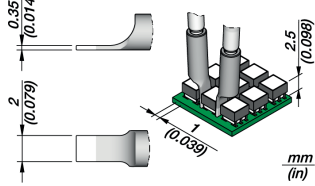
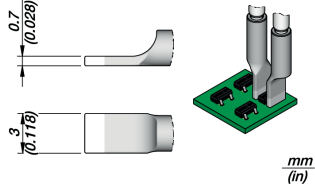
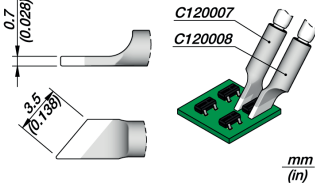
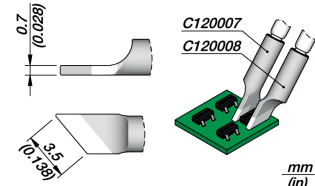
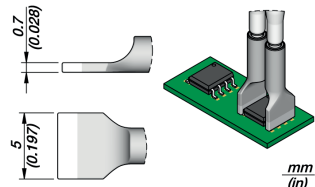
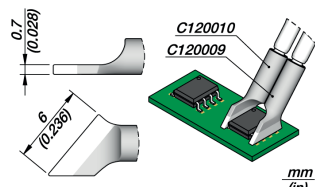
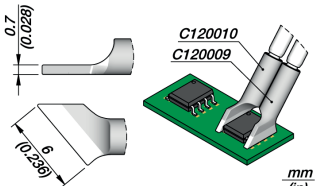
	Ref.	Description	Image & dimensions	Suggested components	Compatible with
	C115-110	Cartridge Conical Bent Ø 0.5	 <i>mm</i> <i>(in)</i>	Package 0603 QFP. IC...	Stations: NASE, NANE Tools: NT115-A, AN115-A NP115-A
	C115-120	Cartridge Knife 1 x 0.2	 <i>mm</i> <i>(in)</i>	Drag soldering SMD Package 0805. Through hole	Stations: NASE, NANE Tools: NT115-A, AN115-A NP115-A
	C115-112	Cartridge Knife 2.5 x 0.3	 <i>mm</i> <i>(in)</i>	Drag soldering SMD SO. SOT. ... Package 1210. 1812. 2010. 2512	Stations: NASE, NANE Tools: NT115-A, AN115-A NP115-A
	C115-212	Cartridge Knife 2.5 x 0.3 S1	 <i>mm</i> <i>(in)</i>	Drag soldering SMD SO. SOT... Package 1210. 1812. 2010. 2512	Stations: NASE, NANE Tools: NT115-A, AN115-A NP115-A
	C115-129	Cartridge Knife 2.5 x 0.2	 <i>mm</i> <i>(in)</i>	IC, Difficult to reach	Stations: NASE, NANE Tools: NT115-A, AN115-A NP115-A
	C115-111	Cartridge Blade 3.5 x 0.7	 <i>mm</i> <i>(in)</i>	Package 1210. 1812 SO. SOT. ..	Stations: NASE, NANE Tools: NT115-A, AN115-A NP115-A
	C115-211	Cartridge Blade 3.5 x 0.7 S1	 <i>mm</i> <i>(in)</i>	Package 1210. 1812 SO. SOT...	Stations: NASE, NANE Tools: NT115-A, AN115-A NP115-A
	C115-115	Cartridge Conformal Coating Removal Steel 1	 <i>mm</i> <i>(in)</i>	Stainless Steel Remove underfill encapsulants	Stations: NASE, NANE Tools: NT115-A, AN115-A NP115-A



C120 Cartridge range for AM120 & PA120 Micro Tweezers


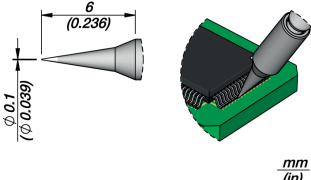
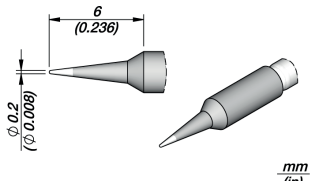
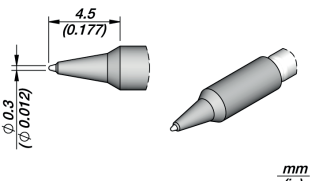
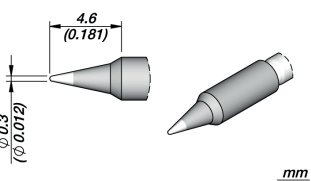
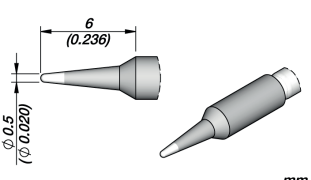
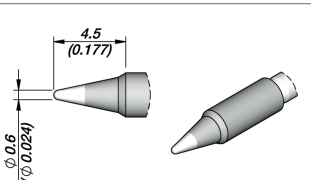
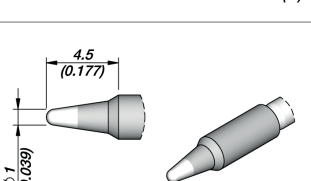
	Ref.	Description	Image & dimensions	Suggested components	Compatible with
	C120-001	Cartridge Conical Bent Ø 0.2	 mm (in)	Package 0201, 0402	Stations: CP, DI, DDE, DME Tools: AM120-A, PA120-A
	C120-002	Cartridge Conical Bent Ø 0.2	 mm (in)	Package 0201, 0402	Stations: CP, DI, DDE, DME Tools: AM120-A, PA120-A
	C120-902	Cartridge Conical Bent Ø 0.3	 mm (in)	Package 0201, 0402 Fine pitch 0,65mm QFP, IC, ..	Stations: CP, DI, DDE, DME Tools: AM120-A, PA120-A
	C120-006	Cartridge Conical Bent Ø 0.5	 mm (in)	Package 0603 QFP, IC, ..	Stations: CP, DI, DDE, DME Tools: AM120-A, PA120-A
	C120-004	Cartridge Conical Bent Ø 0.7 S1	 mm (in)	SMD capacitors QFP, IC, .. Through hole	Stations: CP, DI, DDE, DME Tools: AM120-A, PA120-A
	C120-012	Cartridge Conical Bent Ø 0.7 S2	 mm (in)	SMD capacitors QFP, IC, .. Through hole	Stations: CP, DI, DDE, DME Tools: AM120-A, PA120-A
	C120-011	Cartridge Chisel Bent 0.6	 mm (in)	Package 0603	Stations: CP, DI, DDE, DME Tools: AM120-A, PA120-A

C120 Cartridges for AM120 & PA120 Micro Tweezers


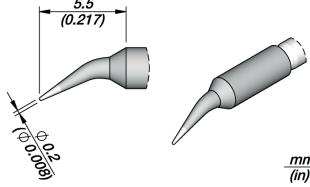
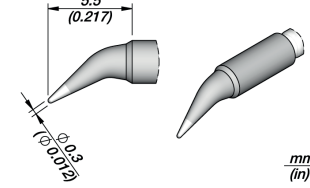
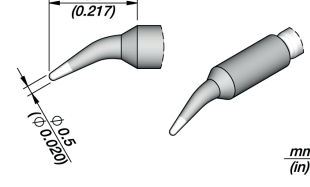
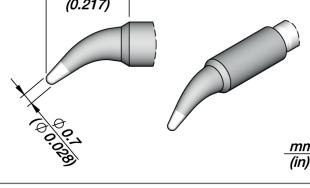

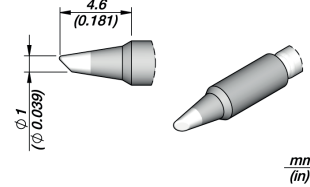
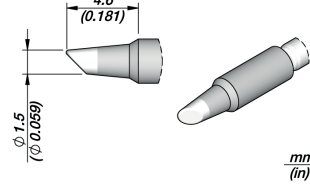
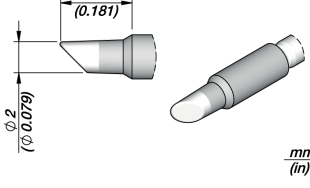

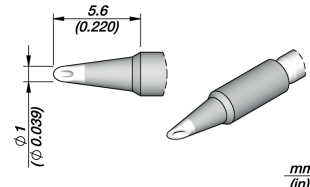
	Ref.	Description	Image & dimensions	Suggested components	Compatible with
	C120-013	Cartridge Blade 2		LED SMD 2727, 1921, 1415	Stations: CP, DI, DDE, DME Tools: AM120-A, PA120-A
	C120-003	Cartridge Blade 3		Package 1210, 1812 SO, SOT,...	Stations: CP, DI, DDE, DME Tools: AM120-A, PA120-A
	C120-007	Cartridge Blade 3.5 Right		Package 1210, 1812 SO, SOT,...	Stations: CP, DI, DDE, DME Tools: AM120-A, PA120-A
	C120-008	Cartridge Blade 3.5 Left		Package 1210, 1812 SO, SOT,...	Stations: CP, DI, DDE, DME Tools: AM120-A, PA120-A
	C120-005	Cartridge Blade 5		SO, SOT,...	Stations: CP, DI, DDE, DME Tools: AM120-A, PA120-A
	C120-009	Cartridge Blade 6 Right		SO, SOT,...	Stations: CP, DI, DDE, DME Tools: AM120-A, PA120-A
	C120-010	Cartridge Blade 6 Left		SO, SOT,...	Stations: CP, DI, DDE, DME Tools: AM120-A, PA120-A

C210 Cartridge range for T210 Precision Purpose Handles


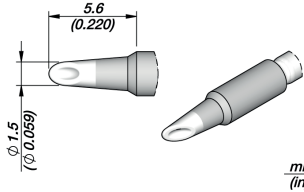
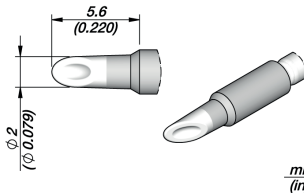

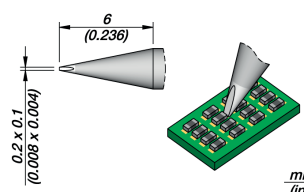
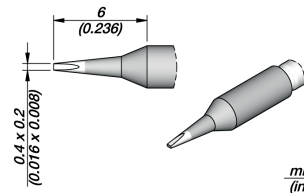
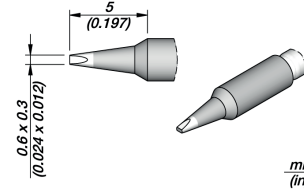
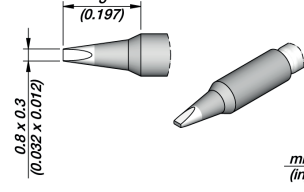
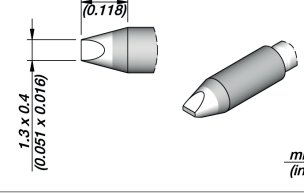
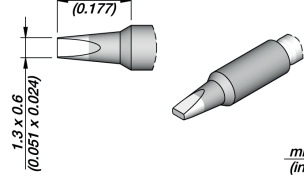


	Ref.	Description	Image & dimensions	Suggested components	Compatible with
	C210-020	Cartridge Conical Ø 0.1		Package 01005, 0201 Very fine pitch 0,4mm QFP, IC, ..	Stations: CD, CDE, DI, DDE, DME Tools: T210 range
	C210-009	Cartridge Conical Ø 0.2		Package 01005, 0201 Very fine pitch 0,4mm QFP, IC, ..	Stations: CD, CDE, DI, DDE, DME Tools: T210 range
	C210-016	Cartridge Conical Ø 0.3 S1		Package 0201, 0402 Fine pitch 0,65mm QFP, IC, ..	Stations: CD, CDE, DI, DDE, DME Tools: T210 range
	C210-001	Cartridge Conical Ø 0.3 S2		Package 0201, 0402 Fine pitch 0,65mm QFP, IC, ..	Stations: CD, CDE, DI, DDE, DME Tools: T210 range
	C210-013	Cartridge Conical Ø 0.5		Package 0603 QFP, IC, ..	Stations: CD, CDE, DI, DDE, DME Tools: T210 range
	C210-003	Cartridge Conical Ø 0.6		General use	Stations: CD, CDE, DI, DDE, DME Tools: T210 range
	C210-005	Cartridge Conical Ø 1		General use	Stations: CD, CDE, DI, DDE, DME Tools: T210 range


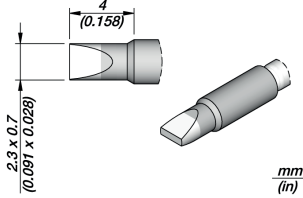

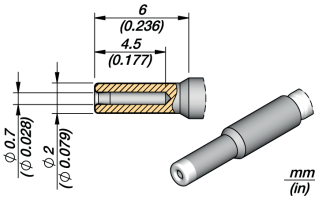
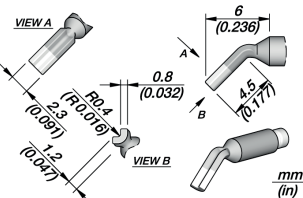
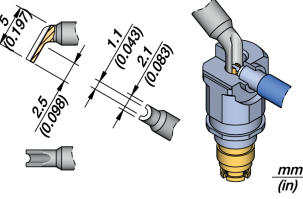
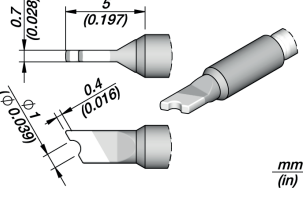

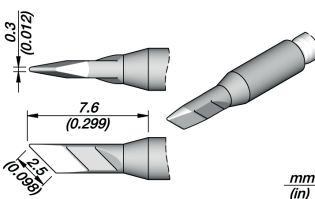
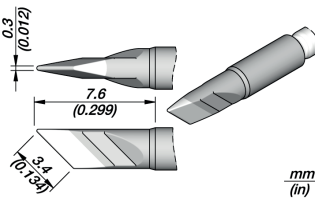

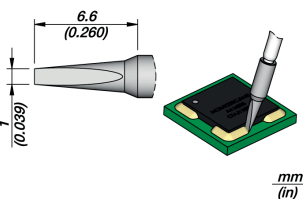
C210 Cartridges for T210 Precision Purpose Handles

	Ref.	Description	Image & dimensions	Suggested components	Compatible with
	C210-002	Cartridge Conical Bent Ø 0.2		Package 0201, 0402	Stations: CD, CDE, DI, DDE, DME Tools: T210 range
	C210-010	Cartridge Conical Bent Ø 0.3		Package 0201, 0402 Fine pitch 0,65mm QFP, IC, ..	Stations: CD, CDE, DI, DDE, DME Tools: T210 range
	C210-014	Cartridge Conical Bent Ø 0.5		Package 0603 QFP, IC, ..	Stations: CD, CDE, DI, DDE, DME Tools: T210 range
	C210-004	Cartridge Conical Bent Ø 0.7		General use	Stations: CD, CDE, DI, DDE, DME Tools: T210 range
	C210-006	Cartridge Bevel Ø 1		Drag Soldering General use	Stations: CD, CDE, DI, DDE, DME Tools: T210 range
	C210-027	Cartridge Bevel Ø 1.5		Drag Soldering General use	Stations: CD, CDE, DI, DDE, DME Tools: T210 range
	C210-031	Cartridge Bevel Ø 2		Drag Soldering General use	Stations: CD, CDE, DI, DDE, DME Tools: T210 range
	C210-028	Cartridge Spoon Ø 1		Drag soldering	Stations: CD, CDE, DI, DDE, DME Tools: T210 range

C210 Cartridges for **T210** Precision Purpose Handles


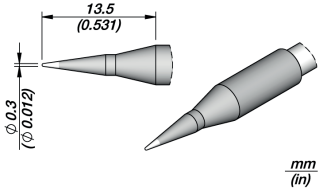
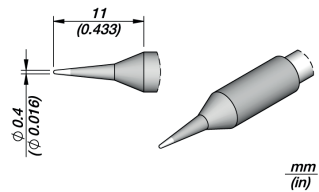
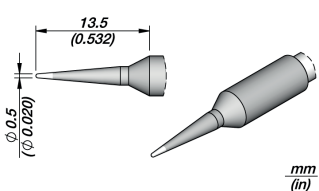
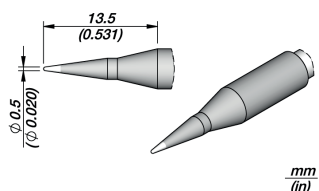
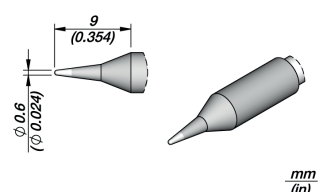
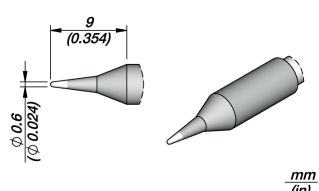
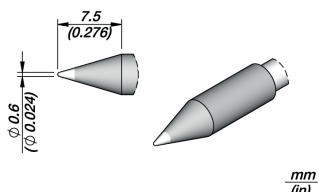
	Ref.	Description	Image & dimensions	Suggested components	Compatible with
	C210-029	Cartridge Spoon Ø 1.5	 mm (in)	Drag soldering	Stations: CD, CDE, DI, DDE, DME Tools: T210 range
	C210-030	Cartridge Spoon Ø 2	 mm (in)	Drag soldering	Stations: CD, CDE, DI, DDE, DME Tools: T210 range
	C210-019	Cartridge Chisel 0.2 x 0.1	 mm (in)	Package 01005, 0201 Very fine pitch 0,4mm QFP, IC, ..	Stations: CD, CDE, DI, DDE, DME Tools: T210 range
	C210-023	Cartridge Chisel 0.4 x 0.2	 mm (in)	Package 0402 Very fine pitch 0,65mm QFP, IC, ..	Stations: CD, CDE, DI, DDE, DME Tools: T210 range
	C210-021	Cartridge Chisel 0.6 x 0.3	 mm (in)	Package 0603	Stations: CD, CDE, DI, DDE, DME Tools: T210 range
	C210-024	Cartridge Chisel 0.8 x 0.3	 mm (in)	Package 0805 Through hole	Stations: CD, CDE, DI, DDE, DME Tools: T210 range
	C210-022	Cartridge Chisel 1.3 x 0.4	 mm (in)	Package 0805 Through hole	Stations: CD, CDE, DI, DDE, DME Tools: T210 range
	C210-008	Cartridge Chisel 1.3 x 0.6	 mm (in)	Package 0805 Through hole	Stations: CD, CDE, DI, DDE, DME Tools: T210 range

C210 Cartridges for T210 Precision Purpose Handles


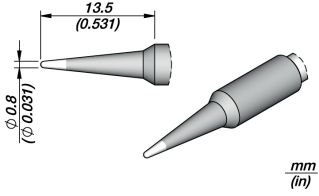
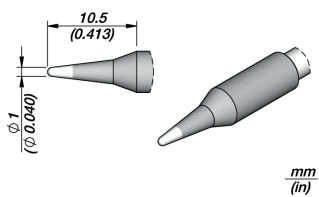
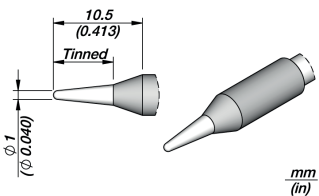
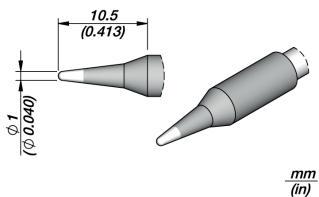
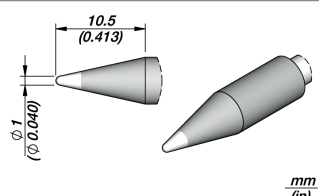
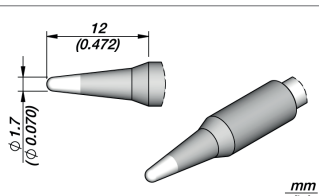
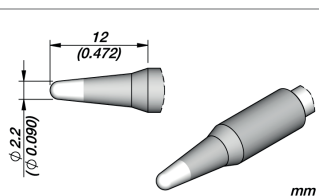
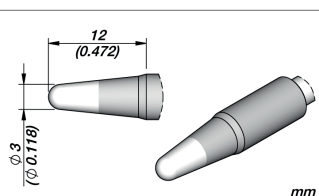
	Ref.	Description	Image & dimensions	Suggested components	Compatible with
	C210-007	Cartridge Chisel 2.3 x 0.7		Package 0805 Through hole	Stations: CD, CDE, DI, DDE, DME Tools: T210 range
	C210-017	Cartridge Pin Ø 0.7		Through hole	Stations: CD, CDE, DI, DDE, DME Tools: T210 range
	C210-015	Cartridge Pin/Connector Ø 0.8		Through hole Coaxial connector	Stations: CD, CDE, DI, DDE, DME Tools: T210 range
	C210-025	Cartridge Pin/Connector Ø 1.1		Through hole Coaxial connector	Stations: CD, CDE, DI, DDE, DME Tools: T210 range
	C210-012	Cartridge Pin/Wire Ø 1		Cables Connectors	Stations: CD, CDE, DI, DDE, DME Tools: T210 range
	C210-033	Cartridge Knife 2.5 x 0.3		Drag soldering SMD SO, SOT,... Package 1210, 1812, 2010, 2512	Stations: CD, CDE, DI, DDE, DME Tools: T210 range
	C210-018	Cartridge Knife 3.4 x 0.3		Drag soldering SMD SO, SOT,... Package 1210, 1812, 2010, 2512	Stations: CD, CDE, DI, DDE, DME Tools: T210 range
	C210-034	Cartridge Cutter Inox. 1 x 0.1		Stainless Steel Remove underfill Encapsulants	Stations: CD, CDE, DI, DDE, DME Tools: T210 range

C245 Cartridge range for T245 Handles


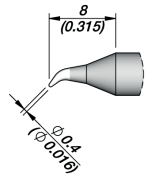

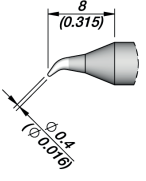

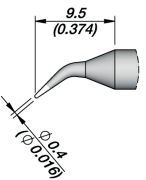

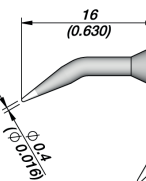
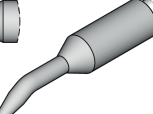
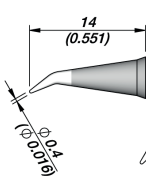

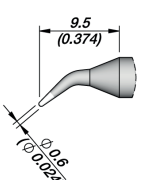

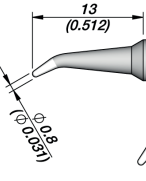
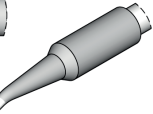
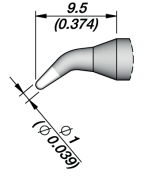



	Ref.	Description	Image	Suggested components	Compatible with
	C245-030	Cartridge Conical Ø 0.3		Package 0201, 0402 Fine pitch 0,65mm QFP, IC, ..	Stations: CD, CDE, DI, DDE, DME Tools: T245 range
	C245-032	Cartridge Conical Ø 0.4		Package 0201, 0402 Fine pitch 0,65mm QFP, IC, ..	Stations: CD, CDE, DI, DDE, DME Tools: T245 range
	C245-036	Cartridge Conical Ø 0.5 S1		Package 0603 QFP, IC, ..	Stations: CD, CDE, DI, DDE, DME Tools: T245 range
	C245-930	Cartridge Conical Ø 0.5 S2		Package 0603 QFP, IC, ..	Stations: CD, CDE, DI, DDE, DME Tools: T245 range
	C245-001	Cartridge Conical Ø 0.6		General use	Stations: CD, CDE, DI, DDE, DME Tools: T245 range
	C245-201	Cartridge Conical Ø 0.6 L		Package 0603 QFP, IC, ..	Stations: CD, CDE, DI, DDE, DME Tools: T245 range
	C245-937	Cartridge Conical Ø 0.6 HT		Package 0603 QFP, IC, ..	Stations: CD, CDE, DI, DDE, DME Tools: T245 range


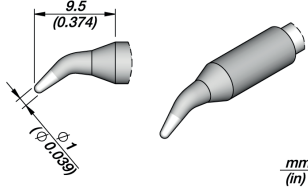
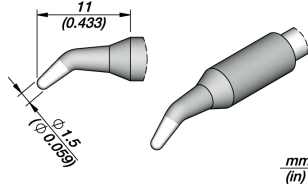
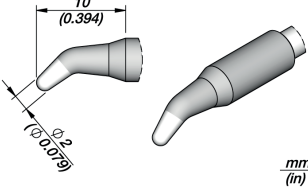
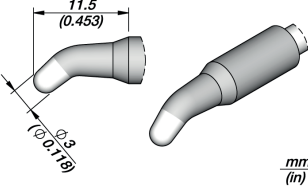
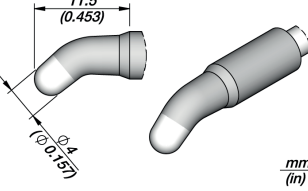

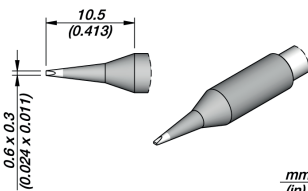
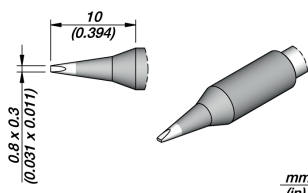
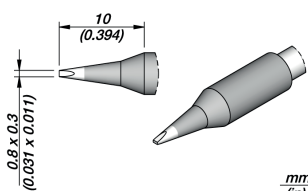
C245 Cartridges for T245 Handles

	Ref.	Description	Image	Suggested components	Compatible with
	C245-957	Cartridge Conical Ø 0.8		Through hole	Stations: CD, CDE, DI, DDE, DME Tools: T245 range
	C245-903	Cartridge Conical Ø 1 S1		General use	Stations: CD, CDE, DI, DDE, DME Tools: T245 range
	C245-041	Cartridge Conical Ø 1 S2		General use Tip with an extra tinned surface	Stations: CD, CDE, DI, DDE, DME Tools: T245 range
	C245-803	Cartridge Conical Ø 1 L		General use	Stations: CD, CDE, DI, DDE, DME Tools: T245 range
	C245-403	Cartridge Conical Ø 1 HT		General use	Stations: CD, CDE, DI, DDE, DME Tools: T245 range
	C245-943	Cartridge Conical Ø 1.7		General use	Stations: CD, CDE, DI, DDE, DME Tools: T245 range
	C245-933	Cartridge Conical Ø 2.2		General use	Stations: CD, CDE, DI, DDE, DME Tools: T245 range
	C245-107	Cartridge Conical Ø 3 HT		General use	Stations: CD, CDE, DI, DDE, DME Tools: T245 range


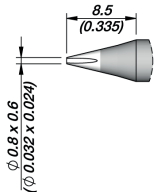

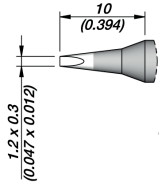

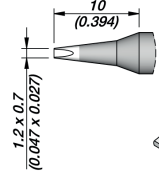
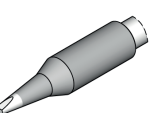
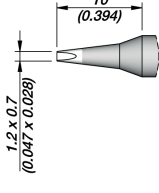

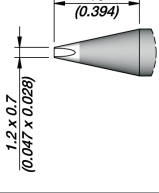

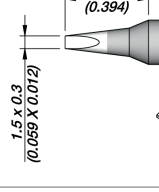

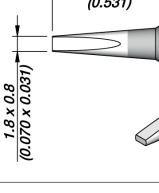
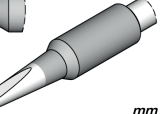
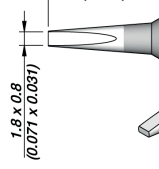

C245 Cartridges for **T245** Handles

	Ref.	Description	Image	Suggested components	Compatible with
	C245-034	Cartridge Conical Bent Ø 0.4 S1	  mm (in)	Package 0201, 0402 Fine pitch 0,65mm QFP, IC, ..	Stations: CD, CDE, DI, DDE, DME Tools: T245 range
	C245-234	Cartridge Conical Bent Ø 0.4 S1 L	  mm (in)	Package 0201, 0402 Fine pitch 0,65mm QFP, IC, ..	Stations: CD, CDE, DI, DDE, DME Tools: T245 range
	C245-029	Cartridge Conical Bent Ø 0.4 S2	  mm (in)	Package 0201, 0402 Fine pitch 0,65mm QFP, IC, ..	Stations: CD, CDE, DI, DDE, DME Tools: T245 range
	C245-126	Cartridge Conical Bent Ø 0.4 S3	  mm (in)	Package 0201, 0402 Fine pitch 0,65mm QFP, IC, ..	Stations: CD, CDE, DI, DDE, DME Tools: T245 range
	C245-786	Cartridge Conical Bent Ø 0.4 S4	  mm (in)	Package 0201, 0402 Fine pitch 0,65mm QFP, IC, ..	Stations: CD, CDE, DI, DDE, DME Tools: T245 range
	C245-929	Cartridge Conical Bent Ø 0.6	  mm (in)	Package 0603 QFP, IC, ..	Stations: CD, CDE, DI, DDE, DME Tools: T245 range
	C245-935	Cartridge Conical Bent Ø 0.8	  mm (in)	Through hole	Stations: CD, CDE, DI, DDE, DME Tools: T245 range
	C245-904	Cartridge Conical Bent Ø 1	  mm (in)	General use	Stations: CD, CDE, DI, DDE, DME Tools: T245 range


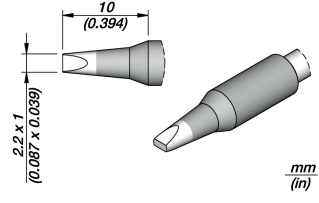
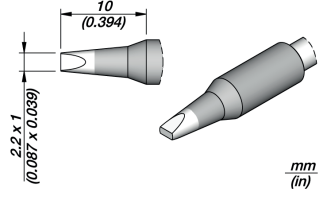
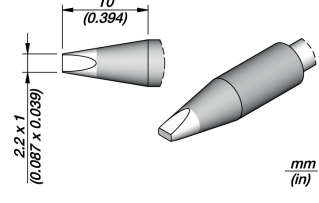
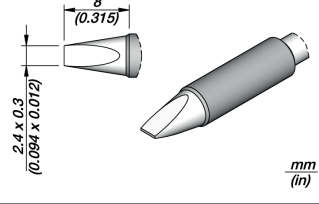
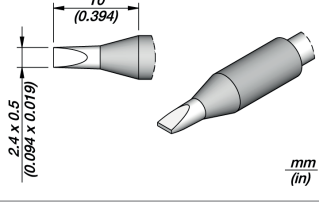
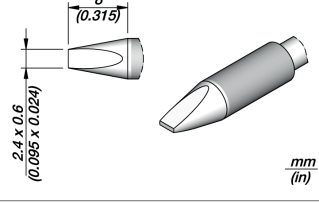
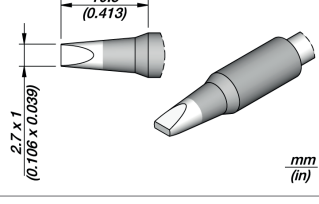
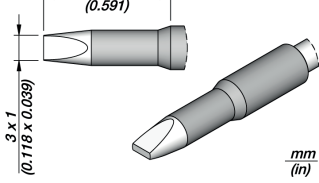
C245 Cartridges for T245 Handles

	Ref.	Description	Image	Suggested components	Compatible with
	C245-804	Cartridge Conical Bent Ø 1 L		General use	Stations: CD, CDE, DI, DDE, DME Tools: T245 range
	C245-259	Cartridge Conical Bent Ø 1.5		General use	Stations: CD, CDE, DI, DDE, DME Tools: T245 range
	C245-260	Cartridge Conical Bent Ø 2 HT		General use	Stations: CD, CDE, DI, DDE, DME Tools: T245 range
	C245-627	Cartridge Conical Bent Ø 3		General use	Stations: CD, CDE, DI, DDE, DME Tools: T245 range
	C245-628	Cartridge Conical Bent Ø 4 HT		General use	Stations: CD, CDE, DI, DDE, DME Tools: T245 range
	C245-731	Cartridge Chisel 0.6 x 0.3		Package 0603	Stations: CD, CDE, DI, DDE, DME Tools: T245 range
	C245-773	Cartridge Chisel 0.8 x 0.3		Package 0805 Through hole	Stations: CD, CDE, DI, DDE, DME Tools: T245 range
	C245-673	Cartridge Chisel 0.8 x 0.3 L		Package 0805 Through hole	Stations: CD, CDE, DI, DDE, DME Tools: T245 range


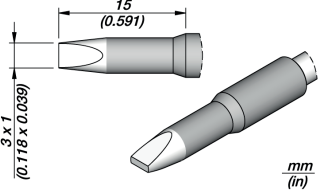
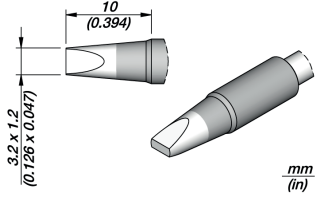
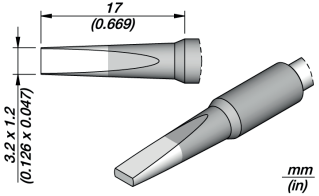
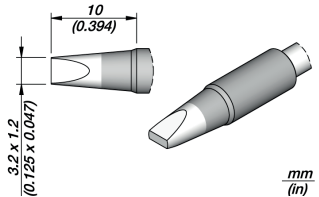
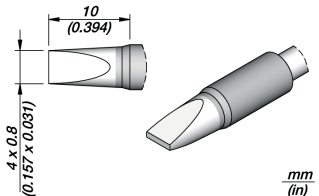
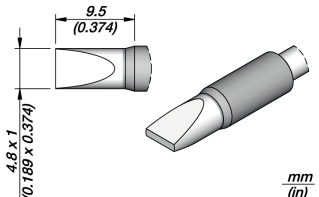
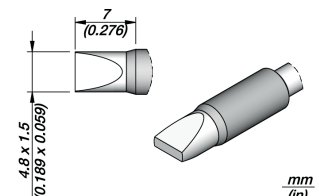
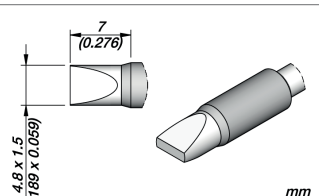
C245 Cartridges for **T245** Handles

	Ref.	Description	Image	Suggested components	Compatible with
	C245-742	Cartridge Chisel 0.8 x 0.6 HT	  mm (in)	Package 0805 Through hole	Stations: CD, CDE, DI, DDE, DME Tools: T245 range
	C245-774	Cartridge Chisel 1.2 x 0.3	  mm (in)	General use	Stations: CD, CDE, DI, DDE, DME Tools: T245 range
	C245-906	Cartridge Chisel 1.2 x 0.7	  mm (in)	General use	Stations: CD, CDE, DI, DDE, DME Tools: T245 range
	C245-806	Cartridge Chisel 1.2 x 0.7 L	  mm (in)	General use	Stations: CD, CDE, DI, DDE, DME Tools: T245 range
	C245-406	Cartridge Chisel 1.2 x 0.7 HT	  mm (in)	General use	Stations: CD, CDE, DI, DDE, DME Tools: T245 range
	C245-768	Cartridge Chisel 1.5 x 0.3	  mm (in)	General use	Stations: CD, CDE, DI, DDE, DME Tools: T245 range
	C245-944	Cartridge Chisel 1.8 x 0.8	  mm (in)	General use	Stations: CD, CDE, DI, DDE, DME Tools: T245 range
	C245-844	Cartridge Chisel 1.8 x 0.8 L	  mm (in)	General use	Stations: CD, CDE, DI, DDE, DME Tools: T245 range


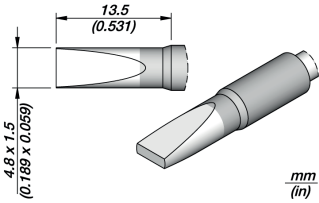
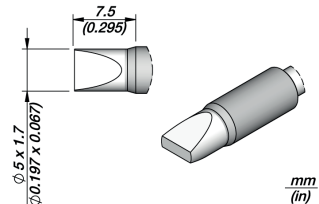
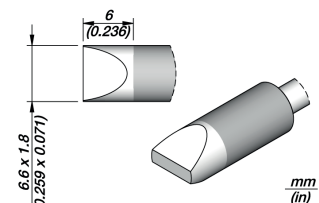
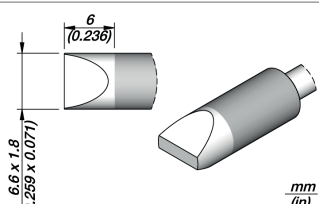

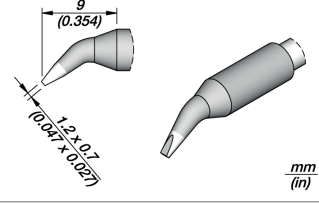
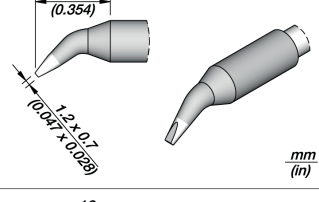
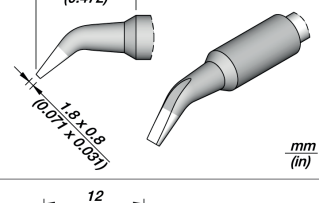
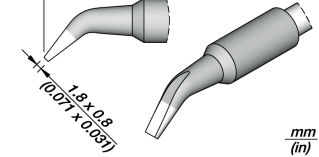
C245 Cartridges for T245 Handles

	Ref.	Description	Image	Suggested components	Compatible with
	C245-907	Cartridge Chisel 2.2 x 1		General use	Stations: CD, CDE, DI, DDE, DME Tools: T245 range
	C245-807	Cartridge Chisel 2.2 x 1 L		General use	Stations: CD, CDE, DI, DDE, DME Tools: T245 range
	C245-407	Cartridge Chisel 2.2 x 1 HT		General use	Stations: CD, CDE, DI, DDE, DME Tools: T245 range
	C245-770	Cartridge Chisel 2.4 x 0.3		General use	Stations: CD, CDE, DI, DDE, DME Tools: T245 range
	C245-759	Cartridge Chisel 2.4 x 0.5 HT		General use	Stations: CD, CDE, DI, DDE, DME Tools: T245 range
	C245-741	Cartridge Chisel 2.4 x 0.6 HT		General use	Stations: CD, CDE, DI, DDE, DME Tools: T245 range
	C245-729	Cartridge Chisel 2.7 x 1		General use	Stations: CD, CDE, DI, DDE, DME Tools: T245 range
	C245-061	Cartridge Chisel 3 x 1		General use	Stations: CD, CDE, DI, DDE, DME Tools: T245 range


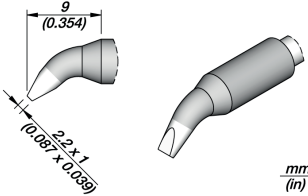
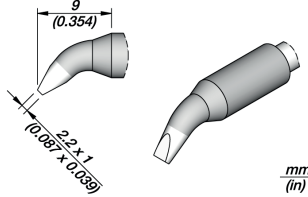
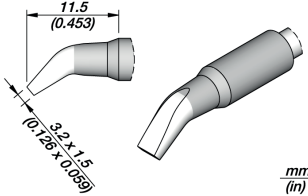
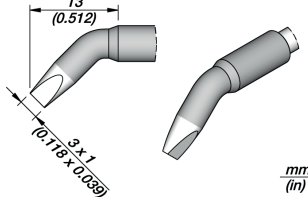

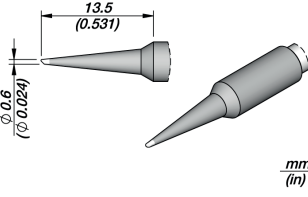
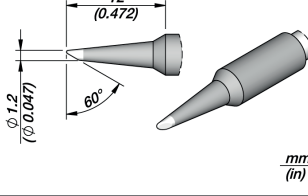
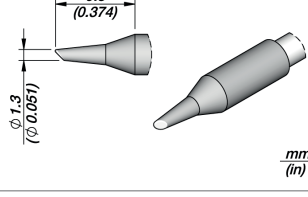
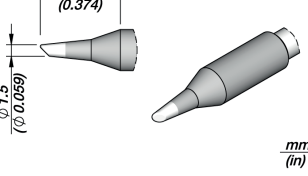
C245 Cartridges for **T245** Handles

	Ref.	Description	Image	Suggested components	Compatible with
	C245-261	Cartridge Chisel 3 x 1 L		General use	Stations: CD, CDE, DI, DDE, DME Tools: T245 range
	C245-911	Cartridge Chisel 3.2 x 1.2		General use	Stations: CD, CDE, DI, DDE, DME Tools: T245 range
	C245-775	Cartridge Chisel 3.2 x 1.2 S1		General use	Stations: CD, CDE, DI, DDE, DME Tools: T245 range
	C245-811	Cartridge Chisel 3.2 x 1.2 L		General use	Stations: CD, CDE, DI, DDE, DME Tools: T245 range
	C245-755	Cartridge Chisel 4 x 0.8 HT		General use	Stations: CD, CDE, DI, DDE, DME Tools: T245 range
	C245-756	Cartridge Chisel 4.8 x 1 HT		General use	Stations: CD, CDE, DI, DDE, DME Tools: T245 range
	C245-908	Cartridge Chisel 4.8 x 1.5 HT S1		General use	Stations: CD, CDE, DI, DDE, DME Tools: T245 range
	C245-808	Cartridge Chisel 4.8 x 1.5 HT L		General use	Stations: CD, CDE, DI, DDE, DME Tools: T245 range


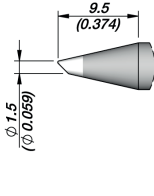

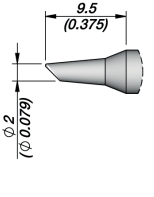

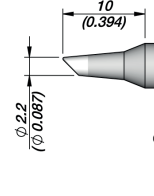

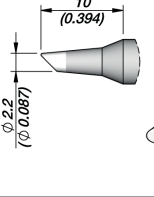
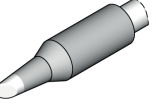
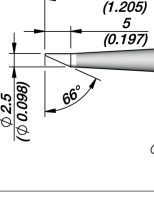
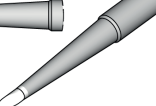
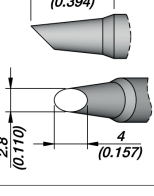
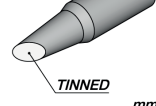
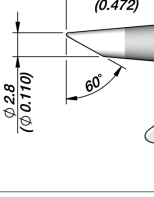
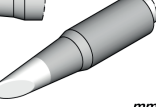
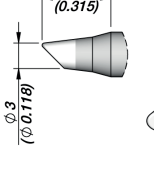

C245 Cartridges for T245 Handles

	Ref.	Description	Image	Suggested components	Compatible with
	C245-708	Cartridge Chisel 4.8 x 1.5 HT S2		General use	Stations: CD, CDE, DI, DDE, DME Tools: T245 range
	C245-069	Cartridge Chisel 5 x 1.7 HT		General use	Stations: CD, CDE, DI, DDE, DME Tools: T245 range
	C245-966	Cartridge Chisel 6.6 x 1.8 HT		General use	Stations: CD, CDE, DI, DDE, DME Tools: T245 range
	C245-866	Cartridge Chisel 6.6 x 1.8 HT L		General use	Stations: CD, CDE, DI, DDE, DME Tools: T245 range
	C245-962	Cartridge Chisel Bent 1.2 x 0.7		General use	Stations: CD, CDE, DI, DDE, DME Tools: T245 range
	C245-862	Cartridge Chisel Bent 1.2 x 0.7 L		General use	Stations: CD, CDE, DI, DDE, DME Tools: T245 range
	C245-963	Cartridge Chisel Bent 1.8 x 0.8		General use	Stations: CD, CDE, DI, DDE, DME Tools: T245 range
	C245-863	Cartridge Chisel Bent 1.8 x 0.8 L		General use	Stations: CD, CDE, DI, DDE, DME Tools: T245 range


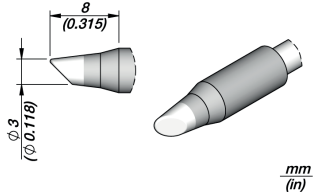
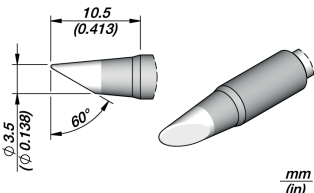
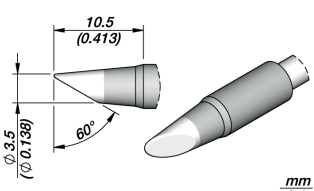
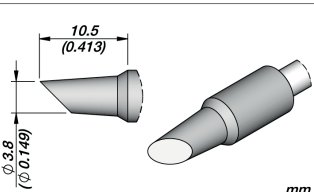
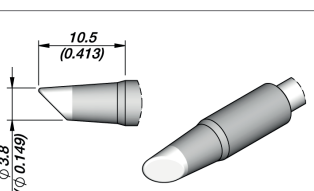
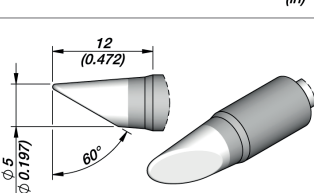
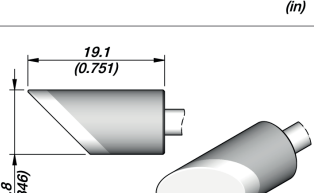

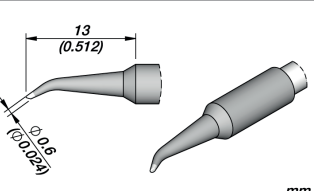
C245 Cartridges for **T245** Handles

	Ref.	Description	Image	Suggested components	Compatible with
	C245-946	Cartridge Chisel Bent 2.2 x 1.0		General use	Stations: CD, CDE, DI, DDE, DME Tools: T245 range
	C245-846	Cartridge Chisel Bent 2.2 x 1 L		General use	Stations: CD, CDE, DI, DDE, DME Tools: T245 range
	C245-732	Cartridge Chisel Bent 3.2 x 1.5		General use	Stations: CD, CDE, DI, DDE, DME Tools: T245 range
	C245-761	Cartridge Chisel Bent 3.0 x 1		General use	Stations: CD, CDE, DI, DDE, DME Tools: T245 range
	C245-747	Cartridge Bevel Ø 0.6		Package 0603 Through hole	Stations: CD, CDE, DI, DDE, DME Tools: T245 range
	C245-710	Cartridge Bevel Ø 1.2		Drag soldering Through hole	Stations: CD, CDE, DI, DDE, DME Tools: T245 range
	C245-064	Cartridge Bevel Ø 1.3		Drag soldering Through hole Hoof tip with reduced tinned surface, ideal for touch up	Stations: CD, CDE, DI, DDE, DME Tools: T245 range
	C245-905	Cartridge Bevel Ø 1.5		Drag soldering Through hole	Stations: CD, CDE, DI, DDE, DME Tools: T245 range


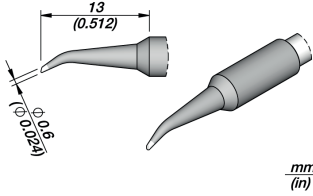

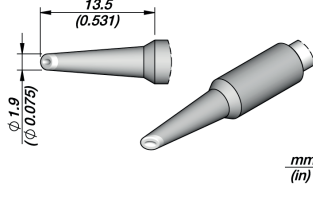
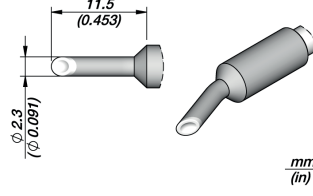
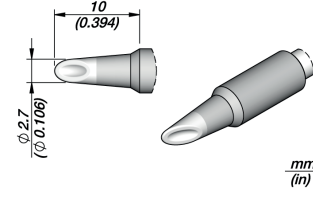
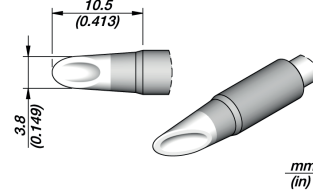

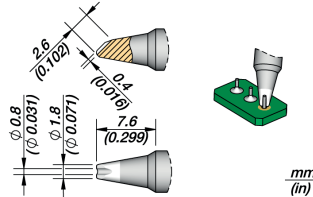
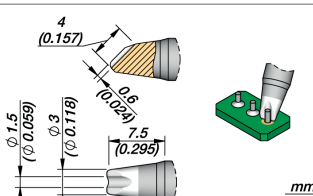
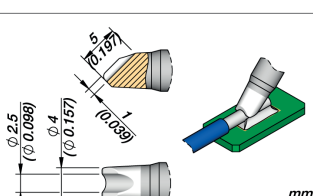
C245 Cartridges for T245 Handles

	Ref.	Description	Image	Suggested components	Compatible with
	C245-405	Cartridge Bevel Ø 1.5 HT	  mm (in)	Drag soldering Through hole	Stations: CD, CDE, DI, DDE, DME Tools: T245 range
	C245-102	Cartridge Bevel Ø 2	  mm (in)	Drag soldering Through hole Hoof tip with reduced tinned surface, ideal for touch up	Stations: CD, CDE, DI, DDE, DME Tools: T245 range
	C245-945	Cartridge Bevel Ø 2.2	  mm (in)	Drag soldering Through hole	Stations: CD, CDE, DI, DDE, DME Tools: T245 range
	C245-845	Cartridge Bevel Ø 2.2 L	  mm (in)	Drag soldering Through hole	Stations: CD, CDE, DI, DDE, DME Tools: T245 range
	C245-795	Cartridge Bevel Ø 2.5 L	  mm (in)	Drag soldering Through hole	Stations: CD, CDE, DI, DDE, DME Tools: T245 range
	C245-784	Cartridge Bevel Ø 2.8	  mm (in)	Drag soldering Through hole	Stations: CD, CDE, DI, DDE, DME Tools: T245 range
	C245-793	Cartridge Bevel Ø 2.8 - 60°	  mm (in)	Drag soldering Through hole	Stations: CD, CDE, DI, DDE, DME Tools: T245 range
	C245-912	Cartridge Bevel Ø 3	  mm (in)	Drag soldering Through hole	Stations: CD, CDE, DI, DDE, DME Tools: T245 range


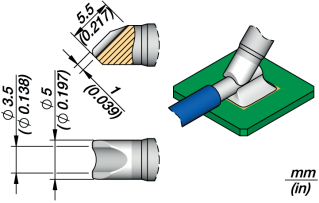
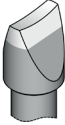
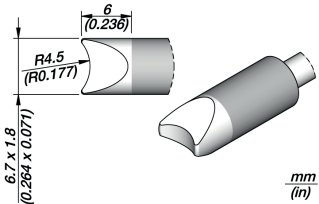

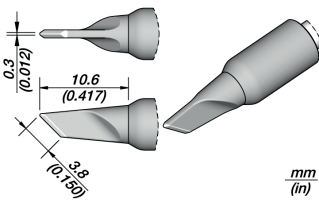
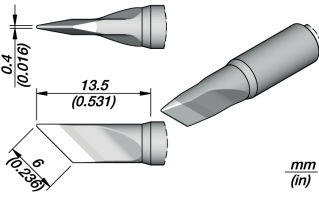
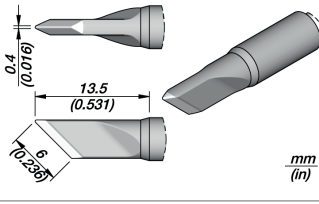
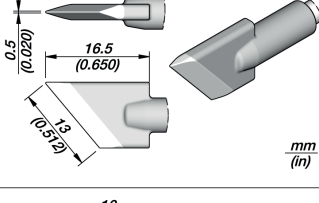
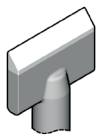
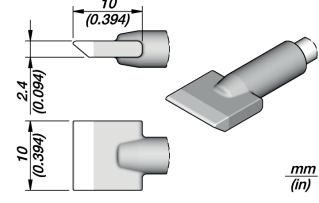
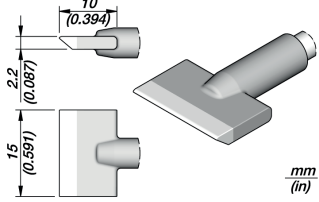
C245 Cartridges for **T245** Handles

	Ref.	Description	Image	Suggested components	Compatible with
	C245-812	Cartridge Bevel Ø 3 L		Drag soldering Through hole	Stations: CD, CDE, DI, DDE, DME Tools: T245 range
	C245-056	Cartridge Bevel Ø 3.5 HT		Drag soldering Through hole	Stations: CD, CDE, DI, DDE, DME Tools: T245 range
	C245-256	Cartridge Bevel Ø 3.5 HT L		Drag soldering Through hole	Stations: CD, CDE, DI, DDE, DME Tools: T245 range
	C245-797	Cartridge Bevel Ø 3.8		Hoof Tip with reduced tinned surface, ideal for touch-up	Stations: CD, CDE, DI, DDE, DME Tools: T245 range
	C245-951	Cartridge Bevel Ø 3.8 HT		Drag soldering Through hole	Stations: CD, CDE, DI, DDE, DME Tools: T245 range
	C245-766	Cartridge Bevel Ø 5		Wide area	Stations: CD, CDE, DI, DDE, DME Tools: T245 range
	C245-301	Cartridge Bevel Ø 8.8		Wide area	Stations: CD, CDE, DI, DDE, DME Tools: T245 range
	C245-748	Cartridge Bevel Bent Ø 0.6 S1		Package 0603 Through hole	Stations: CD, CDE, DI, DDE, DME Tools: T245 range

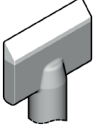
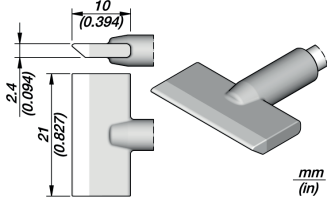
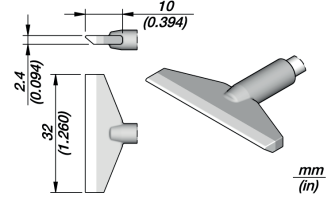
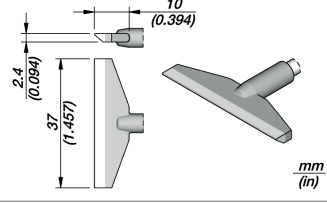
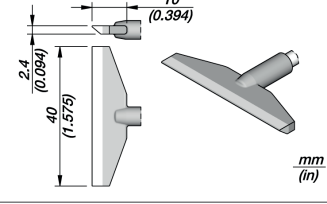
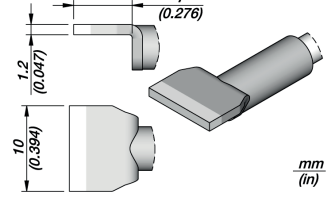

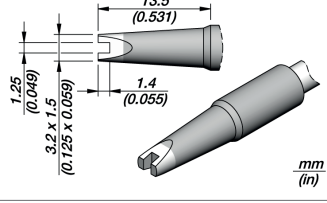
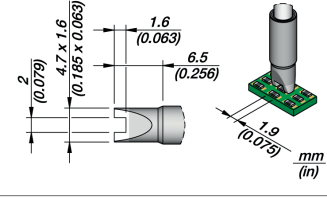
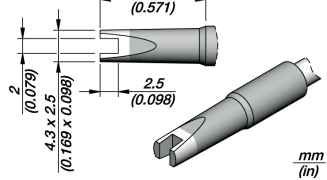
C245 Cartridges for T245 Handles

	Ref.	Description	Image	Suggested components	Compatible with
	C245-749	Cartridge Bevel Bent Ø 0.6 S2		Package 0603 Through hole	Stations: CD, CDE, DI, DDE, DME Tools: T245 range
	C245-965	Cartridge Spoon Ø 1.9		Drag soldering	Stations: CD, CDE, DI, DDE, DME Tools: T245 range
	C245-067	Cartridge Spoon Ø 2.3		Drag soldering	Stations: CD, CDE, DI, DDE, DME Tools: T245 range
	C245-931	Cartridge Spoon Ø 2.7		Drag soldering	Stations: CD, CDE, DI, DDE, DME Tools: T245 range
	C245-938	Cartridge Spoon Ø 3.8		Drag soldering	Stations: CD, CDE, DI, DDE, DME Tools: T245 range
	C245-790	Cartridge Barrel Ø 0.8		Through hole Cable sold/desol	Stations: CD, CDE, DI, DDE, DME Tools: T245 range
	C245-785	Cartridge Barrel Ø 1.5		Through hole Cable sold/desol	Stations: CD, CDE, DI, DDE, DME Tools: T245 range
	C245-763	Cartridge Pin/Connector Ø 2.5		Through hole Cable sold/desol	Stations: CD, CDE, DI, DDE, DME Tools: T245 range


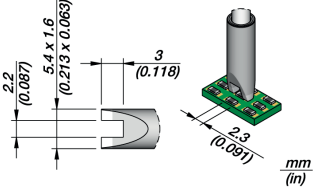
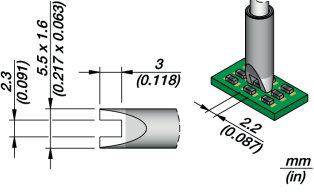
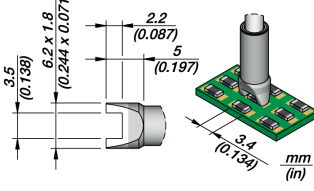
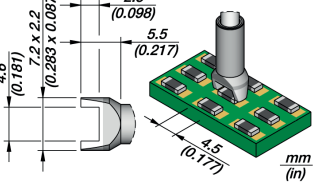

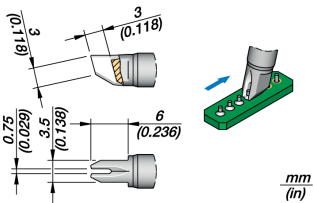
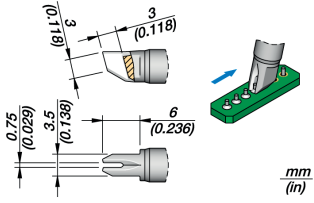
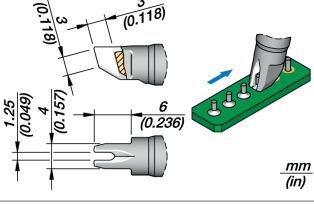
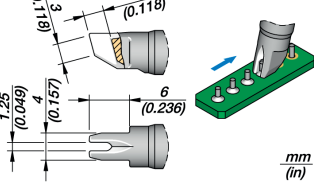
C245 Cartridges for **T245** Handles

	Ref.	Description	Image	Suggested components	Compatible with
	C245-760	Cartridge Pin/Connector Ø 3.5		Through hole Cable sold/desol	Stations: CD, CDE, DI, DDE, DME Tools: T245 range
	C245-762	Cartridge Pin/Connector R. 4.5		Cable sold/desol	Stations: CD, CDE, DI, DDE, DME Tools: T245 range
	C245-789	Cartridge Knife 3.8 x 0.3		Drag soldering	Stations: CD, CDE, DI, DDE, DME Tools: T245 range
	C245-939	Cartridge Knife 6.0 x 0.4		Drag soldering	Stations: CD, CDE, DI, DDE, DME Tools: T245 range
	C245-765	Cartridge Knife 6.0 x 0.4 S1		Drag soldering	Stations: CD, CDE, DI, DDE, DME Tools: T245 range
	C245-955	Cartridge Knife 13.0 x 0.5		Drag Soldering Connector desoldering	Stations: CD, CDE, DI, DDE, DME Tools: T245 range
	C245-914	Cartridge Blade 10 S1		Pad cleaning Connector desoldering	Stations: CD, CDE, DI, DDE, DME Tools: T245 range
	C245-752	Cartridge Blade 15		Pad cleaning Connector desoldering	Stations: CD, CDE, DI, DDE, DME Tools: T245 range


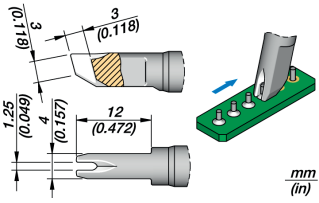
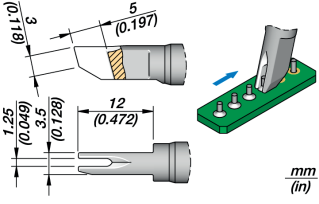
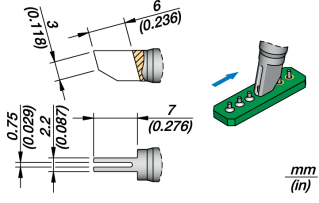
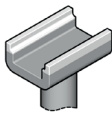
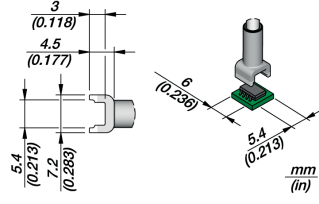
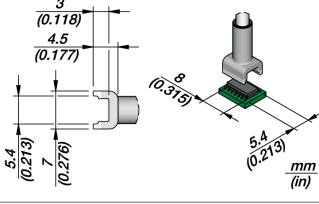
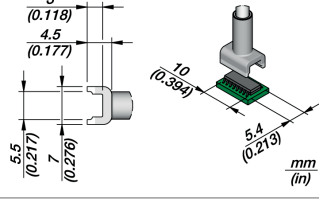
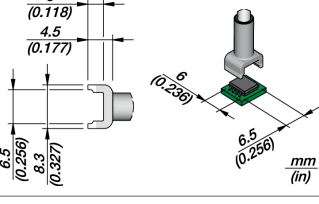
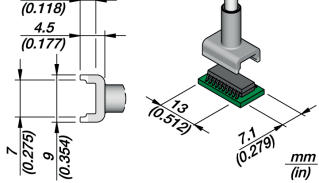
C245 Cartridges for T245 Handles

	Ref.	Description	Image	Suggested components	Compatible with
	C245-913	Cartridge Blade 21		Pad cleaning Connector desoldering	Stations: CD, CDE, DI, DDE, DME Tools: T245 range
	C245-949	Cartridge Blade 32		Pad cleaning Connector desoldering	Stations: CD, CDE, DI, DDE, DME Tools: T245 range
	C245-776	Cartridge Blade 37		Pad cleaning Connector desoldering	Stations: CD, CDE, DI, DDE, DME Tools: T245 range
	C245-792	Cartridge Blade 40		Pad cleaning Connector desoldering	Stations: CD, CDE, DI, DDE, DME Tools: T245 range
	C245-730	Cartridge Blade 10 S2		Pad cleaning Connector desoldering	Stations: CD, CDE, DI, DDE, DME Tools: T245 range
	C245-757	Cartridge Chip 1.25		SMD resistors SMD capacitors	Stations: CD, CDE, DI, DDE, DME Tools: T245 range
	C245-016	Cartridge Chip 1.9		SMD resistors SMD capacitors	Stations: CD, CDE, DI, DDE, DME Tools: T245 range
	C245-758	Cartridge Chip 2		SMD resistors SMD capacitors	Stations: CD, CDE, DI, DDE, DME Tools: T245 range

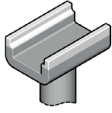
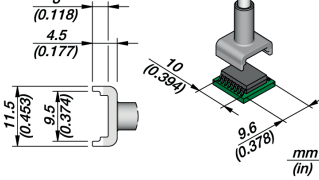
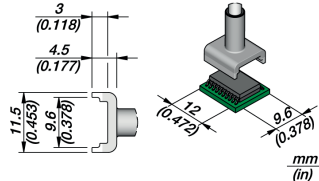
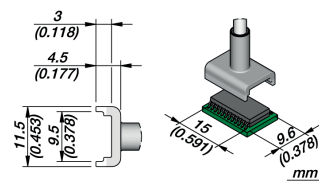
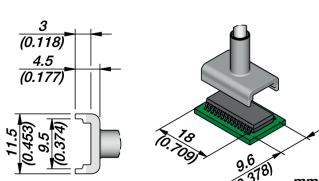
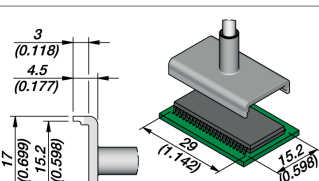
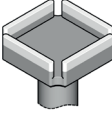
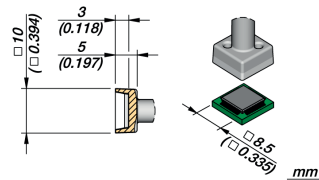
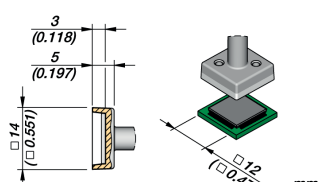
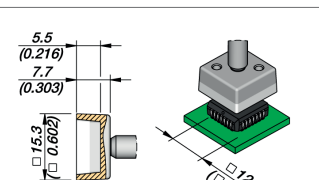
C245 Cartridges for **T245** Handles

	Ref.	Description	Image	Suggested components	Compatible with
	C245-017	Cartridge Chip 2.2 S1		SMD resistors SMD capacitors	Stations: CD, CDE, DI, DDE, DME Tools: T245 range
	C245-150	Cartridge Chip 2.2 S2		SMD resistors SMD capacitors	Stations: CD, CDE, DI, DDE, DME Tools: T245 range
	C245-018	Cartridge Chip 3.4		SMD resistors SMD capacitors	Stations: CD, CDE, DI, DDE, DME Tools: T245 range
	C245-019	Cartridge Chip 4.5		SMD resistors SMD capacitors	Stations: CD, CDE, DI, DDE, DME Tools: T245 range
	C245-754	Cartridge Drag 0.75		Drag soldering	Stations: CD, CDE, DI, DDE, DME Tools: T245 range
	C245-654	Cartridge Drag 0.75 L		Drag soldering	Stations: CD, CDE, DI, DDE, DME Tools: T245 range
	C245-751	Cartridge Drag 1.25		Drag soldering	Stations: CD, CDE, DI, DDE, DME Tools: T245 range
	C245-651	Cartridge Drag 1.25 L		Drag soldering	Stations: CD, CDE, DI, DDE, DME Tools: T245 range

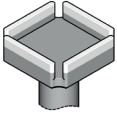
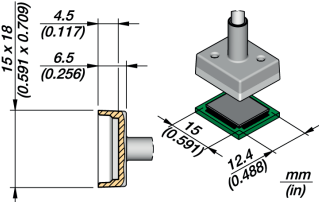
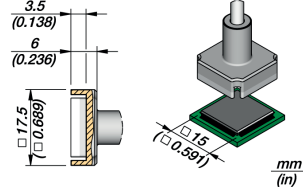
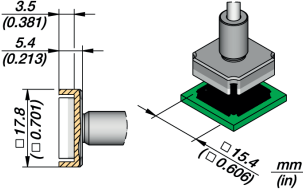
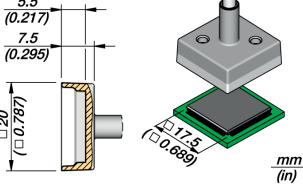
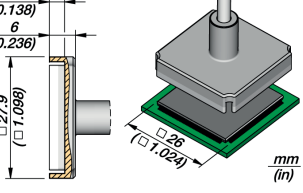

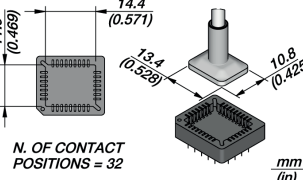
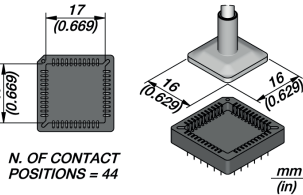

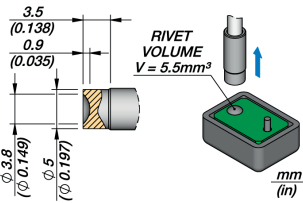
C245 Cartridges for T245 Handles

	Ref.	Description	Image	Suggested components	Compatible with
	C245-667	Cartridge Drag 1.25 S1 L		Drag soldering	Stations: CD, CDE, DI, DDE, DME Tools: T245 range
	C245-669	Cartridge Drag 1.25 S2 L		Drag soldering	Stations: CD, CDE, DI, DDE, DME Tools: T245 range
	C245-796	Cartridge Drag 2.2 X 0.75		Drag soldering	Stations: CD, CDE, DI, DDE, DME Tools: T245 range
	C245-220	Cartridge Tunnel 5.4 x 6		Dual in Line IC	Stations: CD, CDE, DI, DDE, DME Tools: T245 range
	C245-250	Cartridge Tunnel 5.4 x 8		Dual in Line IC	Stations: CD, CDE, DI, DDE, DME Tools: T245 range
	C245-221	Cartridge Tunnel 5.4 x 10		Dual in Line IC	Stations: CD, CDE, DI, DDE, DME Tools: T245 range
	C245-303	Cartridge Tunnel 6.5 x 6		Dual in Line IC	Stations: CD, CDE, DI, DDE, DME Tools: T245 range
	C245-222	Cartridge Tunnel 7.1 x 13		Dual in Line IC	Stations: CD, CDE, DI, DDE, DME Tools: T245 range


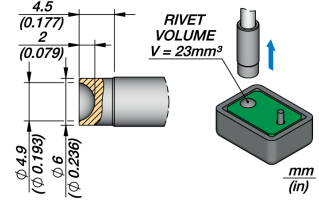
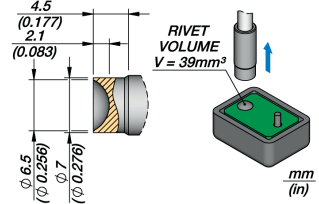
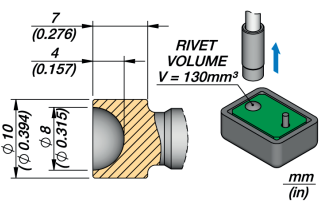
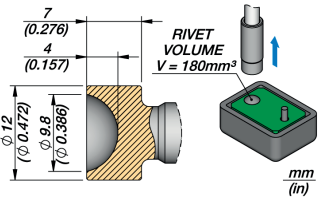
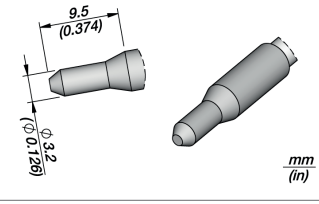
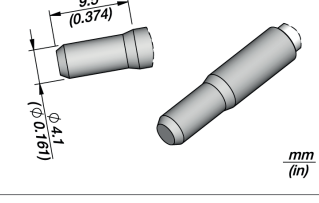
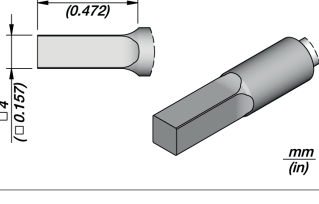
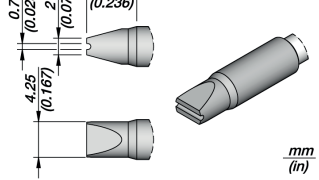
C245 Cartridges for **T245** Handles

	Ref.	Description	Image	Suggested components	Compatible with
	C245-306	Cartridge Tunnel 9.6 x 10		Dual in Line IC	Stations: CD, CDE, DI, DDE, DME Tools: T245 range
	C245-305	Cartridge Tunnel 9.6 x 12		Dual in Line IC	Stations: CD, CDE, DI, DDE, DME Tools: T245 range
	C245-304	Cartridge Tunnel 9.6 x 15		Dual in Line, IC	Stations: CD, CDE, DI, DDE, DME Tools: T245 range
	C245-215	Cartridge Tunnel 9.6 x 18		Dual in Line IC	Stations: CD, CDE, DI, DDE, DME Tools: T245 range
	C245-226	Cartridge Tunnel 15.2 x 29		Dual in Line IC	Stations: CD, CDE, DI, DDE, DME Tools: T245 range
	C245-223	Cartridge QFP 8.5 x 8.5		QFP	Stations: CD, CDE, DI, DDE, DME Tools: T245 range
	C245-224	Cartridge QFP 12 x 12		QFP	Stations: CD, CDE, DI, DDE, DME Tools: T245 range
	C245-351	Cartridge QFP 12.3 x 12.3		QFP	Stations: CD, CDE, DI, DDE, DME Tools: T245 range


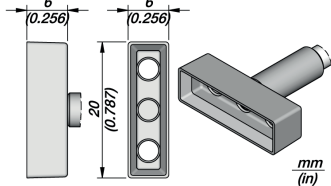

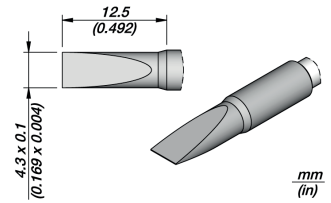

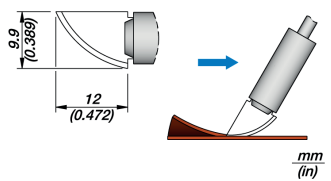
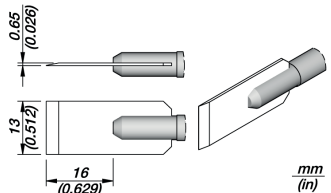

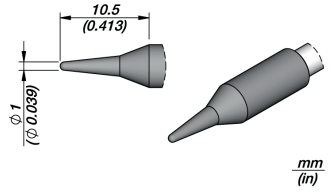
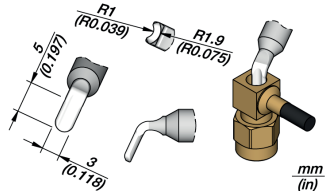
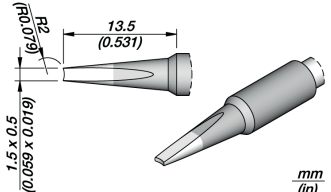
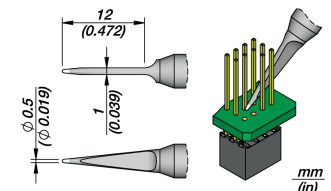
C245 Cartridges for T245 Handles

	Ref.	Description	Image	Suggested components	Compatible with
	C245-228	Cartridge QFP 12.4 x 15		QFP	Stations: CD, CDE, DI, DDE, DME Tools: T245 range
	C245-315	Cartridge QFP 15 x 15		QFP	Stations: CD, CDE, DI, DDE, DME Tools: T245 range
	C245-352	Cartridge QFP 15.4 x 15.4		QFP	Stations: CD, CDE, DI, DDE, DME Tools: T245 range
	C245-227	Cartridge QFP 17.5 x 17.5		QFP	Stations: CD, CDE, DI, DDE, DME Tools: T245 range
	C245-344	Cartridge QFP 26 x 26		QFP	Stations: CD, CDE, DI, DDE, DME Tools: T245 range
	C245-248	Cartridge Socket 11.9 x 14.5		PLCC sockets	Stations: CD, CDE, DI, DDE, DME Tools: T245 range
	C245-247	Cartridge Socket 17 x 17		PLCC sockets	Stations: CD, CDE, DI, DDE, DME Tools: T245 range
	C245-053	Cartridge Rivet Ø 3.8		Chrome finish, design for plastic rivets	Stations: CD, CDE, DI, DDE, DME Tools: T245 range


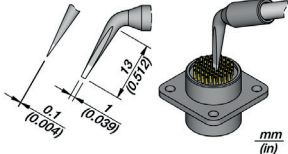
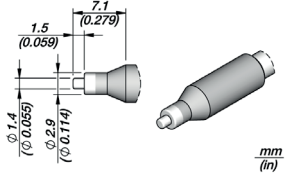
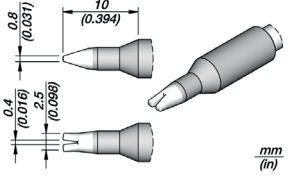
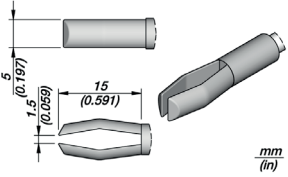
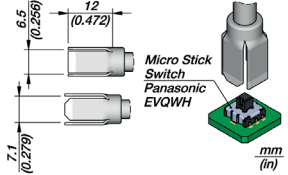
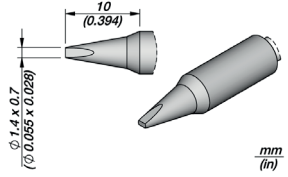
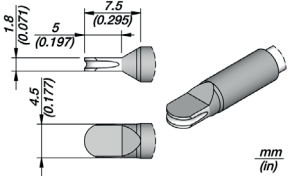
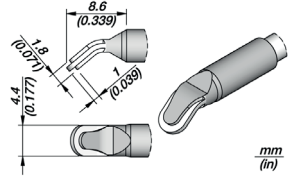
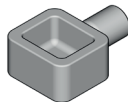
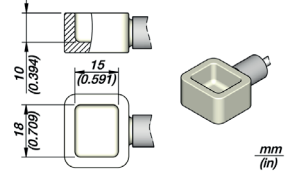
C245 Cartridges for **T245** Handles

	Ref.	Description	Image	Suggested components	Compatible with
	C245-052	Cartridge Rivet Ø 4.9		Chrome finish, design for plastic rivets	Stations: CD, CDE, DI, DDE, DME Tools: T245 range
	C245-054	Cartridge Rivet Ø 6.5		Chrome finish, design for plastic rivets	Stations: CD, CDE, DI, DDE, DME Tools: T245 range
	C245-798	Cartridge Rivet Ø 8		Chrome finish, design for plastic rivets	Stations: CD, CDE, DI, DDE, DME Tools: T245 range
	C245-791	Cartridge Rivet Ø 10		Chrome finish, design for plastic rivets	Stations: CD, CDE, DI, DDE, DME Tools: T245 range
	C245-312	Cartridge for Plastics Ø 3.2		Plastics	Stations: CD, CDE, DI, DDE, DME Tools: T245 range
	C245-313	Cartridge for Plastics Ø 4.1		Plastics	Stations: CD, CDE, DI, DDE, DME Tools: T245 range
	C245-123	Cartridge for Plastics 4 x 4		Plastics	Stations: CD, CDE, DI, DDE, DME Tools: T245 range
	C245-124	Cartridge for Plastics 4.25 x 2		Plastics	Stations: CD, CDE, DI, DDE, DME Tools: T245 range

C245 Cartridges for T245 Handles


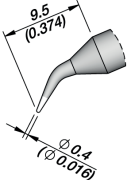

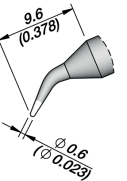

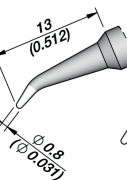
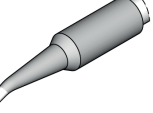
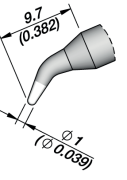

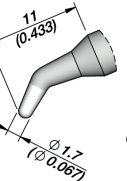




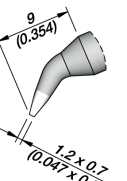

	Ref.	Description	Image	Suggested components	Compatible with
	C245-311	Cartridge for Plastics 20 x 6		Plastics	Stations: CD, CDE, DI, DDE, DME Tools: T245 range
	C245-109	Cartridge Cutter for Plastics 4.3 x 0.1		Plastics Remove underfill encapsulants	Stations: CD, CDE, DI, DDE, DME Tools: T245 range
	C245-138	Cartridge Cutter 12		Plastic Rubber cutter	Stations: CD, CDE, DI, DDE, DME Tools: T245 range
	C245-121	Cartridge Cutter 13		Plastic Rubber cutter	Stations: CD, CDE, DI, DDE, DME Tools: T245 range
	C245-119	Cartridge Conical Teflon Ø 1		Plastics	Stations: CD, CDE, DI, DDE, DME Tools: T245 range
	C245-116	Cartridge Pin/Connector R. 1		Through hole Coaxial connector	Stations: CD, CDE, DI, DDE, DME Tools: T245 range
	C245-122	Cartridge Pin/Connect. 1.5 x 0.5		Cylinder parts	Stations: CD, CDE, DI, DDE, DME Tools: T245 range
	C245-764	Cartridge Fine Pitch Ø 0.5		Package 0603 QFP, IC, .. Fine pitch	Stations: CD, CDE, DI, DDE, DME Tools: T245 range

C245 Cartridges for **T245** Handles


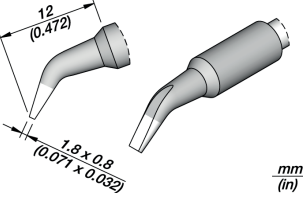
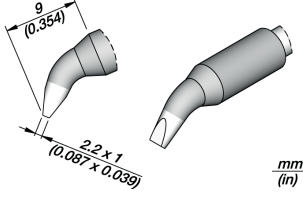
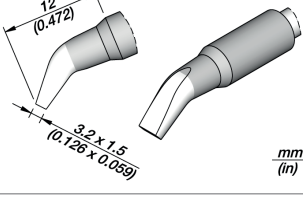
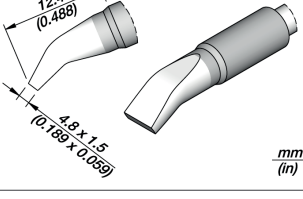

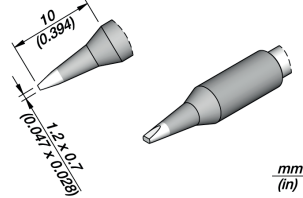
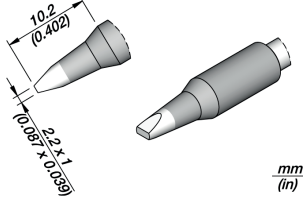
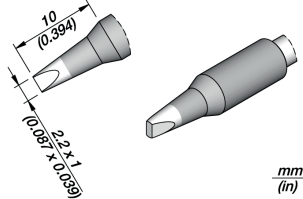
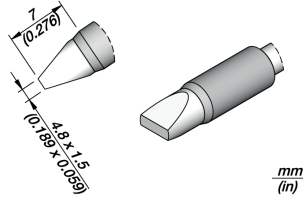
	Ref.	Description	Image	Suggested components	Compatible with
	C245-771	Cartridge Bent 1 x 0.1		Cable soldering to connector Fine pitch	Stations: CD, CDE, DI, DDE, DME Tools: T245 range
	C245-117	Cartridge Flat Ø 1.45		Through hole	Stations: CD, CDE, DI, DDE, DME Tools: T245 range
	C245-118	Cartridge Pin/Wire 0.4		Through hole Wire tinning	Stations: CD, CDE, DI, DDE, DME Tools: T245 range
	C245-268	Cartridge Pin/Wire 1.5		Through hole	Stations: CD, CDE, DI, DDE, DME Tools: T245 range
	C245-136	Cartridge Micro Stick Switch		Micro Stick desoldering	Stations: CD, CDE, DI, DDE, DME Tools: T245 range
	C245-772	Cartridge Nickel 1.4 x 0.7 S1		HMP soldering	Stations: CD, CDE, DI, DDE, DME Tools: T245 range
	C245-009	Cartridge S-Lead 4.5 x 1.8		Drag Soldering	Stations: CD, CDE, DI, DDE, DME Tools: T245 range
	C245-010	Cartridge J-Lead 4.5 x 1.8		Drag soldering J-lead	Stations: CD, CDE, DI, DDE, DME Tools: T245 range
	C245-SP01	Solder Pot Cartridge 15 x 18		Tinnig wires Desoldering Through Hole Multipin components	Stations: CD, CDE, DI, DDE, DME Tools: T245 range

C250 Cartridge range for AL250 Auto-Feed & AP250 Solder Feed Irons


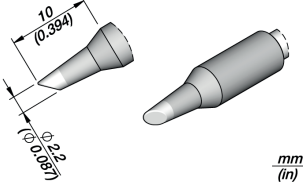
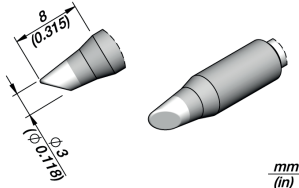
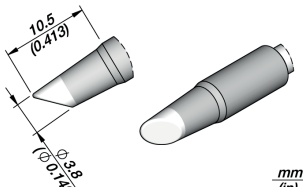


	Ref.	Description	Image	Suggested components	Compatible with
	C250-420	Cartridge Conical Bent Ø 0.4	  mm (in)	Package 0201, 0402 Fine pitch 0,65mm QFP, IC, ..	Stations: AL, CA Tools: AL250-B AP250-A
	C250-401	Cartridge Conical Bent Ø 0.6	  mm (in)	Package 0603 QFP, IC, ..	Stations: AL, CA Tools: AL250-B AP250-A
	C250-402	Cartridge Conical Bent Ø 0.8	  mm (in)	General use	Stations: AL, CA Tools: AL250-B AP250-A
	C250-403	Cartridge Conical Bent Ø 1	  mm (in)	General use	Stations: AL, CA Tools: AL250-B, AP250-A
	C250-409	Cartridge Conical Bent Ø 1.7	  mm (in)	General use	Stations: AL, CA Tools: AL250-B AP250-A
	C250-410	Cartridge Conical Bent Ø 2.2	  mm (in)	General use	Stations: AL, CA Tools: AL250-B AP250-A
	C250-404	Cartridge Chisel Bent 1.2 x 0.7	  mm (in)	General use	Stations: AL, CA Tools: AL250-B AP250-A

C250 Cartridges for **AL250** Auto-Feed & **AP250** Solder Feed Irons

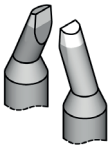
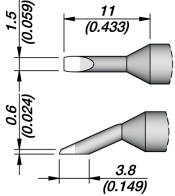
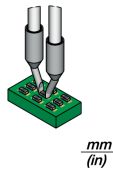
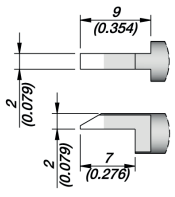
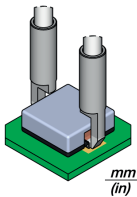
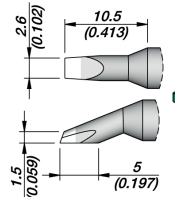
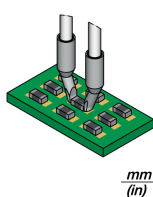
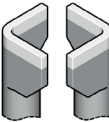
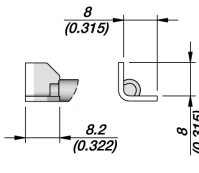
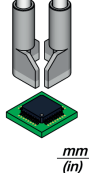
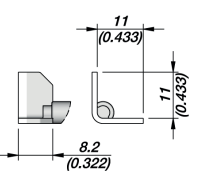
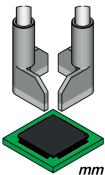
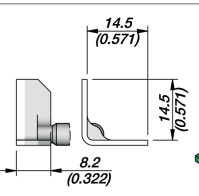
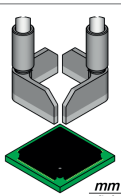
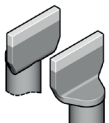
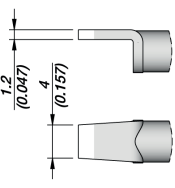
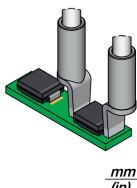
	Ref.	Description	Image	Suggested components	Compatible with
	C250-405	Cartridge Chisel Bent 1.8 x 0.8	 mm (in)	General use	Stations: AL, CA Tools: AL250-B AP250-A
	C250-406	Cartridge Chisel Bent 2.2 x 1	 mm (in)	General use	Stations: AL, CA Tools: AL250-B AP250-A
	C250-418	Cartridge Chisel Bent 3.2 x 1.5	 mm (in)	General use	Stations: AL, CA Tools: AL250-B AP250-A
	C250-412	Cartridge Chisel Bent 4.8 x 1.5	 mm (in)	General use	Stations: AL, CA Tools: AL250-B AP250-A
	C250-407	Cartridge Chisel 1.2 x 0.7	 mm (in)	General use	Stations: AL, CA Tools: AL250-B AP250-A
	C250-408	Cartridge Chisel 2.2 x 1 S1	 mm (in)	General use	Stations: AL, CA Tools: AL250-B AP250-A
	C250-413	Cartridge Chisel 2.2 x 1 S2	 mm (in)	General use	Stations: AL, CA Tools: AL250-B AP250-A
	C250-411	Cartridge Chisel 4.8 x 1.5	 mm (in)	General use	Stations: AL, CA Tools: AL250-B AP250-A

C250 Cartridges for AL250 Auto-Feed & AP250 Solder Feed Irons

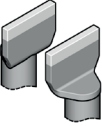
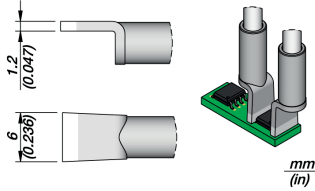
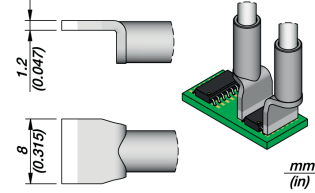
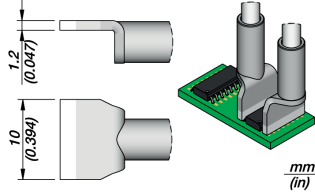
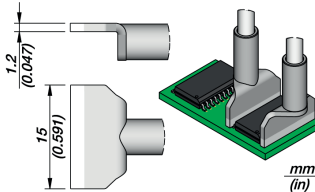
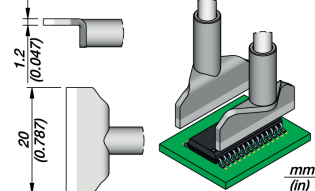
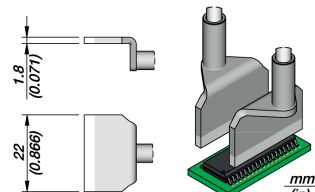

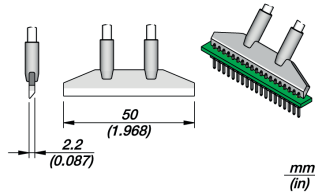
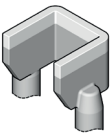
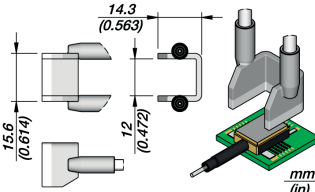
	Ref.	Description	Image	Suggested components	Compatible with
	C250-414	Cartridge Bevel Ø 2.2	 $\frac{mm}{(in)}$	Drag soldering Through hole	Stations: AL, CA Tools: AL250-B AP250-A
	C250-424	Cartridge Bevel Ø 3	 $\frac{mm}{(in)}$	Drag soldering Through hole	Stations: AL, CA Tools: AL250-B AP250-A
	C250-415	Cartridge Bevel Ø 3.8	 $\frac{mm}{(in)}$	Drag soldering Through hole	Stations: AL, CA Tools: AL250-B AP250-A



C420 Cartridge range for AT420 & HT420 Thermal Tweezers

	Ref.	Description	Image	Suggested components	Compatible with
	C420-271	Cartridge Chip 1.5	 	SMD resistors SMD capacitors	Stations: DI, DDE, DME Tools: AT420-A HT420-A
	C420-287	Cartridge Chip 2	 	Customized	Stations: DI, DDE, DME Tools: AT420-A HT420-A
	C420-272	Cartridge Chip 2.6	 	SMD resistors SMD capacitors	Stations: DI, DDE, DME Tools: AT420-A HT420-A
	C420-279	Cartridge QFP 8	 	QFP PLCC	Stations: DI, DDE, DME Tools: AT420-A HT420-A
	C420-280	Cartridge QFP 11	 	QFP PLCC	Stations: DI, DDE, DME Tools: AT420-A HT420-A
	C420-288	Cartridge QFP 14.5	 	QFP PLCC	Stations: DI, DDE, DME Tools: AT420-A HT420-A
	C420-273	Cartridge Blade 4	 	Package 1210, 1812 SO, SOT,.. DIP	Stations: DI, DDE, DME Tools: AT420-A HT420-A

C420 Cartridges for AT420 & HT420 Thermal Tweezers

	Ref.	Description	Image	Suggested components	Compatible with
	C420-274	Cartridge Blade 6		DIP IC	Stations: DI, DDE, DME Tools: AT420-A HT420-A
	C420-275	Cartridge Blade 8		DIP IC	Stations: DI, DDE, DME Tools: AT420-A HT420-A
	C420-276	Cartridge Blade 10		DIP IC	Stations: DI, DDE, DME Tools: AT420-A HT420-A
	C420-277	Cartridge Blade 15		DIP IC	Stations: DI, DDE, DME Tools: AT420-A HT420-A
	C420-278	Cartridge Blade 20		DIP IC	Stations: DI, DDE, DME Tools: AT420-A HT420-A
	C420-285	Cartridge Blade 22		DIP IC	Stations: DI, DDE, DME Tools: AT420-A HT420-A
	C420-283	Cartridge Blade 50		Pad cleaning Connector desoldering	Stations: DI, DDE, DME Tools: AT420-A HT420-A
	C420-286	Cartridge "U" Shape 15.6 x 14.3		Customized	Stations: DI, DDE, DME Tools: AT420-A HT420-A

C470 Cartridge range

for **T470** HD Handles & **HT470** HD Thermal Tweezers


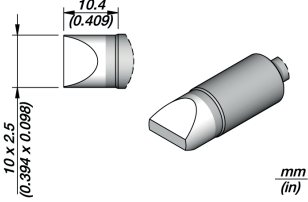
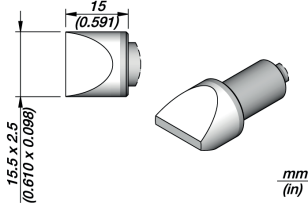
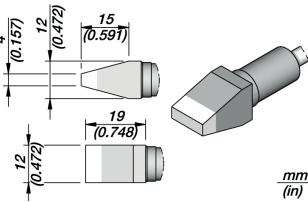
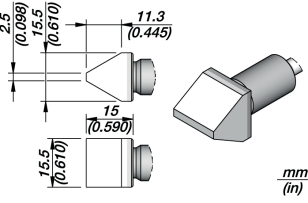
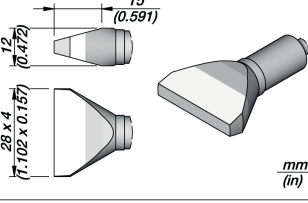

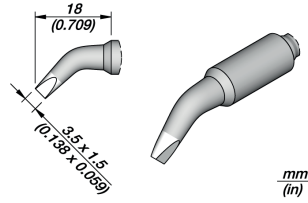
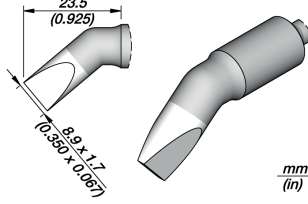

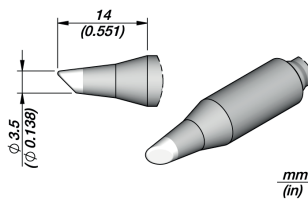


	Ref.	Description	Image	Suggested components	Compatible with
	C470-001	Cartridge Conical Ø 1.7		General use	Station: HDE Tools: T470 range
	C470-008	Cartridge Conical Bent Ø 3.5		General use	Station: HDE Tools: T470 range
	C470-013	Cartridge Chisel 2 x 0.9		General use	Station: HDE Tools: T470 range
	C470-036	Cartridge Chisel 2 x 1		General use	Station: HDE Tools: T470 range
	C470-014	Cartridge Chisel 4 x 1.3 S1		General use	Station: HDE Tools: T470 range
	C470-040	Cartridge Chisel 4 x 1.3 S2		General use	Station: HDE Tools: T470 range
	C470-035	Cartridge Chisel 4 x 2.5		General use	Station: HDE Tools: T470 range


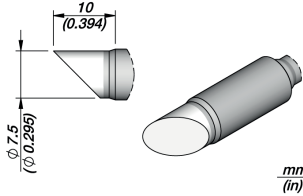
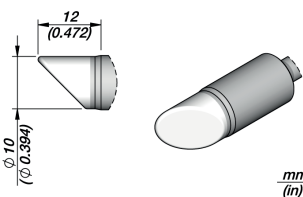
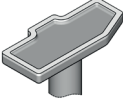
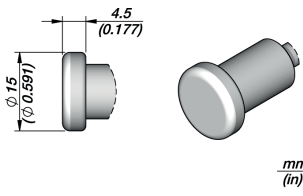
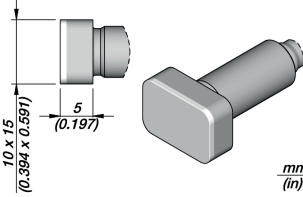
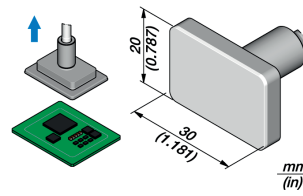
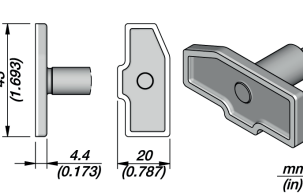
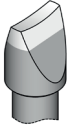
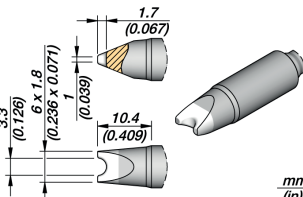
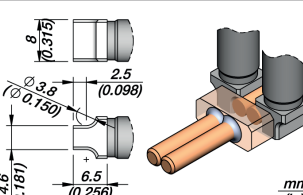
C470 Cartridges for T470 HD Handles & HT470 HD Thermal Tweezers

	Ref.	Description	Image	Suggested components	Compatible with
	C470-017	Cartridge Chisel 5 x 1.2		General use	Station: HDE Tools: T470 range
	C470-009	Cartridge Chisel 5.5 x 1.5		General use Sheet metal	Station: HDE Tools: T470 range
	C470-002	Cartridge Chisel 6 x 1.5		General use Sheet metal	Station: HDE Tools: T470 range
	C470-015	Cartridge Chisel 6 x 1.7		General use	Station: HDE Tools: T470 range
	C470-004	Cartridge Chisel 7.5 x 1.5		General use Sheet metal	Station: HDE Tools: T470 range
	C470-016	Cartridge Chisel 7.5 x 1.7		General use	Station: HDE Tools: T470 range
	C470-058	Cartridge Chisel 8 x 2.5		General use Sheet metal	Station: HDE Tools: T470 range
	C470-039	Cartridge Chisel 8.5 x 2.5		General use Sheet metal	Station: HDE Tools: T470 range


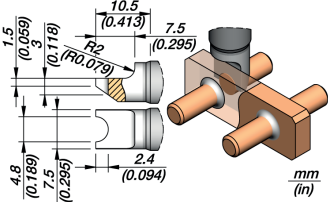
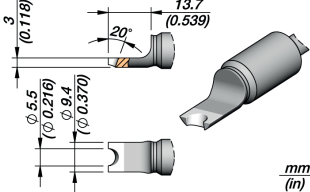
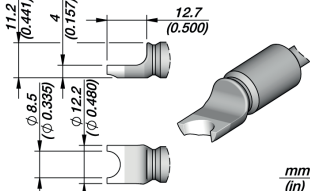
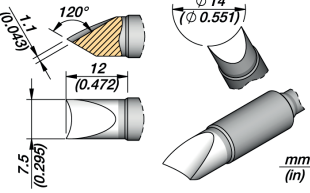
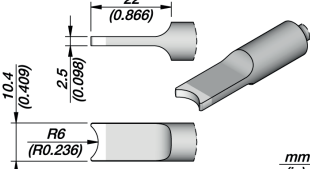
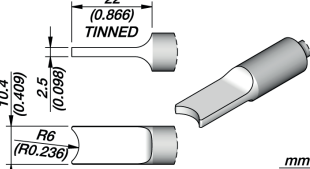
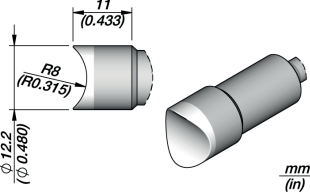
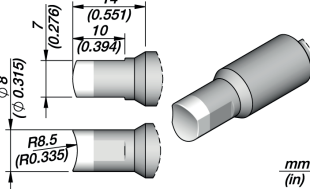
C470 Cartridges for **T470** HD Handles & **HT470** HD Thermal Tweezers

	Ref.	Description	Image	Suggested components	Compatible with
	C470-006	Cartridge Chisel 10 x 2.5		General use Sheet metal	Station: HDE Tools: T470 range
	C470-007	Cartridge Chisel 15.5 x 2.5		General use Sheet metal	Station: HDE Tools: T470 range
	C470-021	Cartridge Chisel 12 x 4		General use Sheet metal	Station: HDE Tools: T470 range
	C470-067	Cartridge Chisel 15.5 X 2.5		General use Sheet metal	Station: HDE Tools: T470 range HT470-A
	C470-022	Cartridge Chisel 28 x 4		Sheet metal	Station: HDE Tools: T470 range
	C470-034	Cartridge Chisel Bent 3.5 x 1.5		General use	Station: HDE Tools: T470 range
	C470-018	Cartridge Chisel Bent 8.9 x 1.7		General use Sheet metal	Station: HDE Tools: T470 range
	C470-019	Cartridge Bevel Ø 3.5		General use	Station: HDE Tools: T470 range

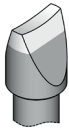
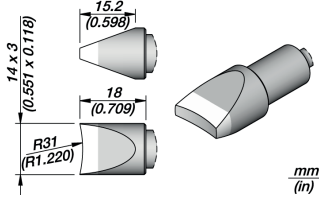

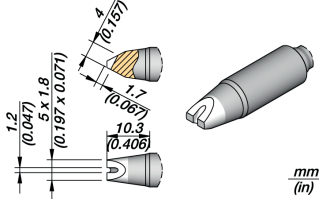
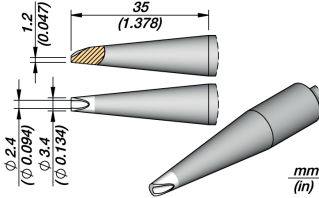
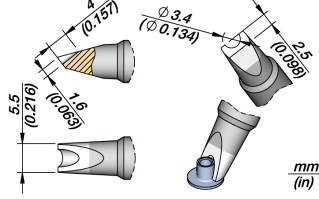
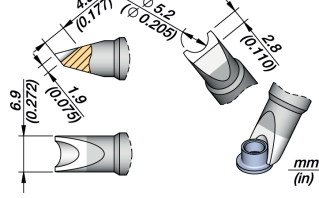
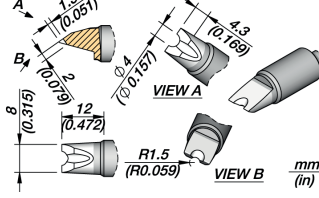
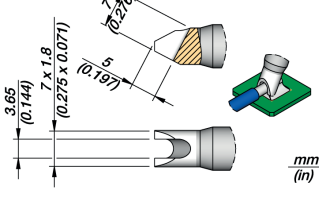
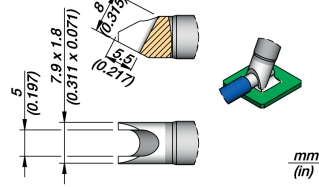
C470 Cartridges for T470 HD Handles & HT470 HD Thermal Tweezers

	Ref.	Description	Image	Suggested components	Compatible with
	C470-003	Cartridge Bevel Ø 7.5		General use Sheet metal	Station: HDE Tools: T470 range
	C470-056	Cartridge Bevel Ø 10		Wide area Shield desoldering Sheet metal	Station: HDE Tools: T470 range
	C470-005	Cartridge Flat Ø 15		Shield desoldering Metal PCB Sheet metal	Station: HDE Tools: T470 range
	C470-044	Cartridge Flat 10 x 15		Shield desoldering Metal PCB Sheet metal	Station: HDE Tools: T470 range
	C470-057	Cartridge Flat 20 x 30		Shield desoldering Metal PCB Sheet metal	Station: HDE Tools: T470 range
	C470-027	Cartridge Shield 43 x 20		Shield desoldering	Station: HDE Tools: T470 range
	C470-031	Cartridge Pin / Connector Ø 3.2		Cable Through hole	Station: HDE Tools: T470 range
	C470-050	Cartridge Pin / Connector Ø 3.8		Cable Connectors	Station: HDE Tools: T470 range HT470-A


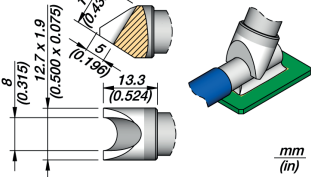
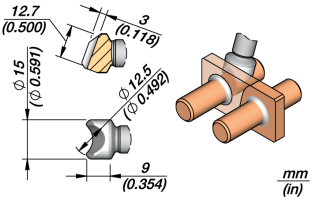
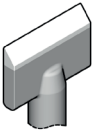
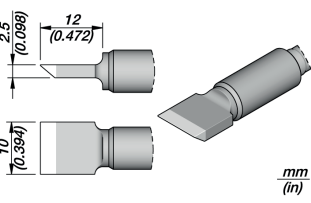
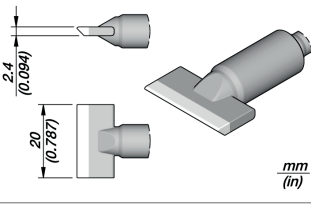
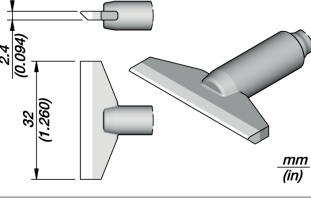
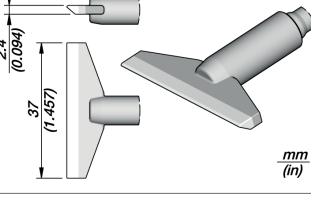
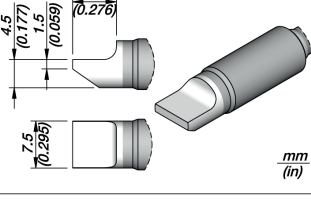

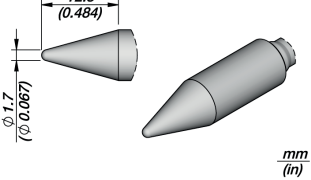
C470 Cartridges for **T470** HD Handles & **HT470** HD Thermal Tweezers

	Ref.	Description	Image	Suggested components	Compatible with
	C470-042	Cartridge Pin / Connector Ø 4.8		Cable Through hole	Station: HDE Tools: T470 range HT470-A
	C470-066	Cartridge Pin / Connector Ø 5.5		Cable Through hole	Station: HDE Tools: T470 range
	C470-065	Cartridge Pin / Connector Ø 8.5		Cable Through hole	Station: HDE Tools: T470 range
	C470-047	Cartridge Pin / Connector Ø 14		Cable Through hole	Station: HDE Tools: T470 range
	C470-012	Cartridge Pin / Connector R. 6 S1		Cables Connectors	Station: HDE Tools: T470 range
	C470-038	Cartridge Pin / Connector R. 6 S2		Wide area Cables Connectors	Station: HDE Tools: T470 range
	C470-010	Cartridge Pin / Connector R. 8		Cables connectors	Station: HDE Tools: T470 range
	C470-052	Cartridge Pin / Connector R. 8.5		Cables connectors	Station: HDE Tools: T470 range


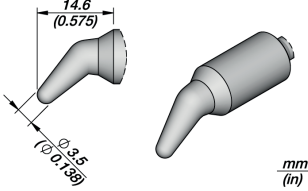
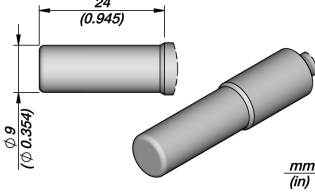

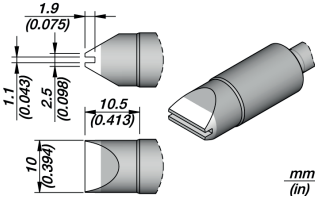

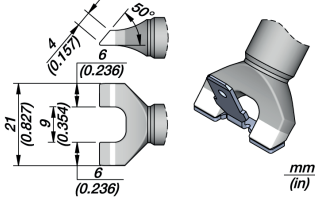

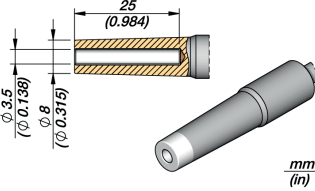
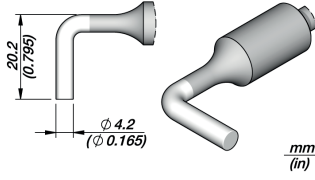
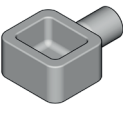
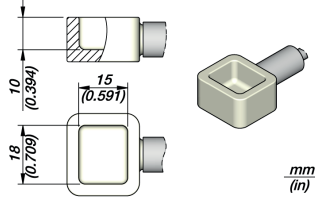
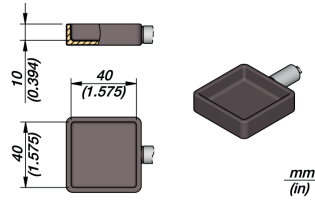
C470 Cartridges for T470 HD Handles & HT470 HD Thermal Tweezers

	Ref.	Description	Image	Suggested components	Compatible with
	C470-029	Cartridge Pin / Connector R. 31		Connectors	Station: HDE Tools: T470 range
	C470-028	Cartridge Pin / Connector Ø 1.2		Cable Through hole	Station: HDE Tools: T470 range
	C470-020	Cartridge Pin Ø 2.4		Through hole	Station: HDE Tools: T470 range
	C470-048	Cartridge Pin / Connector Ø 3.4		Cable Through hole	Station: HDE Tools: T470 range
	C470-049	Cartridge Pin / Connector Ø 5.2		Cable Through hole	Station: HDE Tools: T470 range
	C470-055	Cartridge Pin / Connector Ø 3.65		Cable Through hole	Station: HDE Tools: T470 range
	C470-033	Cartridge Pin / Connector Ø 3.65		Cable Through hole	Station: HDE Tools: T470 range
	C470-030	Cartridge Pin / Connector Ø 5		Cable Through hole	Station: HDE Tools: T470 range

C470 Cartridges for **T470** HD Handles & **HT470** HD Thermal Tweezers


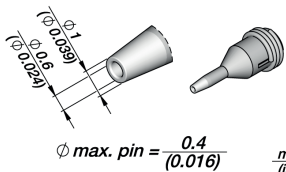
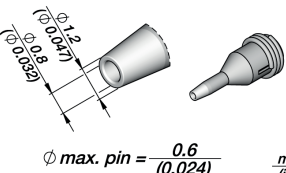
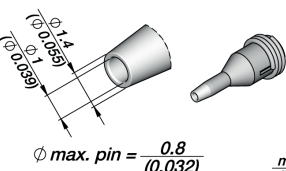
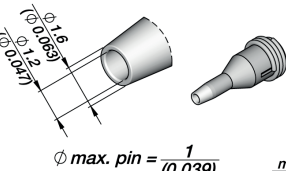
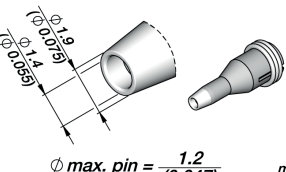
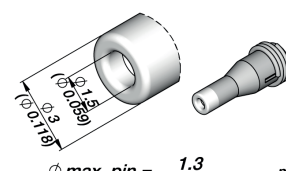

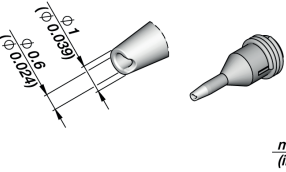
	Ref.	Description	Image	Suggested components	Compatible with
	C470-037	Cartridge Pin / Connector Ø 8		Cable Through hole	Station: HDE Tools: T470 range
	C470-041	Cartridge Pin / Connector Ø 12.5		Cable Through hole	Station: HDE Tools: T470 range
	C470-064	Cartridge Blade 10		Pad cleaning Connector desoldering	Station: HDE Tools: T470 range HT470-A
	C470-059	Cartridge Blade 20		Pad cleaning Connector desoldering	Station: HDE Tools: T470 range HT470-A
	C470-023	Cartridge Blade 32		Pad cleaning Connector desoldering	Station: HDE Tools: T470 range HT470-A
	C470-063	Cartridge Blade 37		Pad cleaning Connector desoldering	Station: HDE Tools: T470 range HT470-A
	C470-046	Cartridge Single Flat 7.5		General use Sheet metal	Station: HDE Tools: T470 range HT470-A
	C470-025	Cartridge for Plastics Ø 1.7		Plastics	Station: HDE Tools: T470 range

C470 Cartridges for T470 HD Handles & HT470 HD Thermal Tweezers


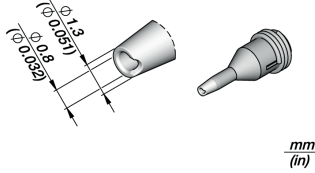
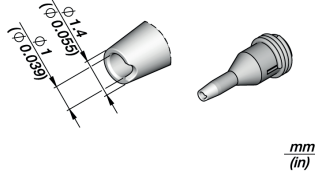
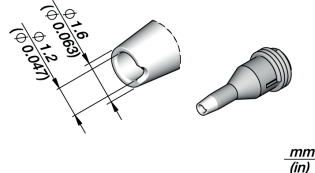
	Ref.	Description	Image	Suggested components	Compatible with
	C470-026	Cartridge for Plastics Ø 3.5		Plastics	Station: HDE Tools: T470 range
	C470-032	Cartridge for Plastics Ø 9		Plastics	Station: HDE Tools: T470 range
	C470-043	Cartridge Groove 1.1 x 10		Wire soldering	Station: HDE Tools: T470 range
	C470-051	Cartridge Blade Split 21		Connectors	Station: HDE Tools: T470 range
	C470-045	Cartridge Pin Ø 3.5		Through hole Male connector	Station: HDE Tools: T470 range
	C470-011	Cartridge Hook Ø 4.2		Difficult to reach	Station: HDE Tools: T470 range
	C470-SP01	Solder Pot Cartridge 15 x 18		Tinning wires Desoldering Through Hole Multipin components	Station: HDE Tools: T470 range
	C470-SP42	Solder Pot Cartridge 40 x 40		Tinning wires Desoldering Through Hole Multipin components	Station: HDE Tools: T470 range

C360 Tips range for DS360 Micro Desoldering Iron



	Ref.	Description	Image	Suggested components	Compatible with
	C360-001	Micro Desoldering Tip Ø 0.6	 $\phi \text{ max. pin} = \frac{0.4}{(0.016)} \quad \frac{\text{mm}}{(\text{in})}$	Through hole Desoldering	Stations: CS, CV, DI, DDE, DME Tool: DS360-A Modules: MVE / MSE (Pump)
	C360-002	Micro Desoldering Tip Ø 0.8	 $\phi \text{ max. pin} = \frac{0.6}{(0.024)} \quad \frac{\text{mm}}{(\text{in})}$	Through hole Desoldering	Stations: CS, CV, DI, DDE, DME Tool: DS360-A Modules: MVE / MSE (Pump)
	C360-003	Micro Desoldering Tip Ø 1	 $\phi \text{ max. pin} = \frac{0.8}{(0.032)} \quad \frac{\text{mm}}{(\text{in})}$	Through hole Desoldering	Stations: CS, CV, DI, DDE, DME Tool: DS360-A Modules: MVE / MSE (Pump)
	C360-004	Micro Desoldering Tip Ø 1.2	 $\phi \text{ max. pin} = \frac{1}{(0.039)} \quad \frac{\text{mm}}{(\text{in})}$	Through hole Desoldering	Stations: CS, CV, DI, DDE, DME Tool: DS360-A Modules: MVE / MSE (Pump)
	C360-007	Micro Desoldering Tip Ø 1.4	 $\phi \text{ max. pin} = \frac{1.2}{(0.047)} \quad \frac{\text{mm}}{(\text{in})}$	Through hole Desoldering	Stations: CS, CV, DI, DDE, DME Tool: DS360-A Modules: MVE / MSE (Pump)
	C360-006	Micro Desoldering Tip Ø 1.5	 $\phi \text{ max. pin} = \frac{1.3}{(0.051)} \quad \frac{\text{mm}}{(\text{in})}$	Through hole Desoldering	Stations: CS, CV, DI, DDE, DME Tool: DS360-A Modules: MVE / MSE (Pump)
	C360-011	Micro Desoldering Tip Ø 0.6 Pad	 $\phi \text{ max. pin} = \frac{0.6}{(0.024)} \quad \frac{\text{mm}}{(\text{in})}$	Pad desoldering	Stations: CS, CV, DI, DDE, DME Tool: DS360-A Modules: MVE / MSE (Pump)

C360 Tips for DS360 Micro Desoldering Iron


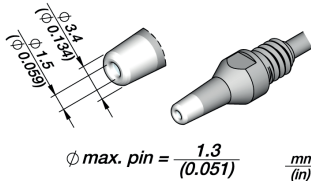
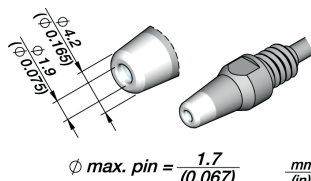
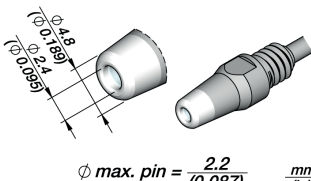
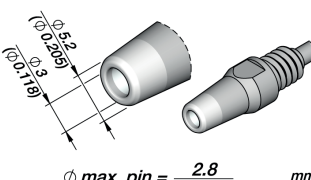

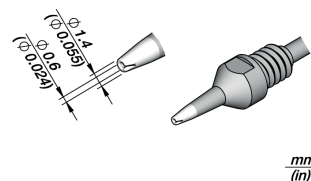
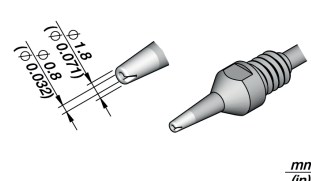
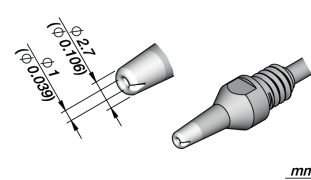
	Ref.	Description	Image	Suggested components	Compatible with
	C360-012	Micro Desoldering Tip Ø 0.8 Pad		Pad desoldering	Stations: CS, CV, DI, DDE, DME Tool: DS360-A Modules: MVE / MSE (Pump)
	C360-013	Micro Desoldering Tip Ø 1 Pad		Pad desoldering	Stations: CS, CV, DI, DDE, DME Tool: DS360-A Modules: MVE / MSE (Pump)
	C360-014	Micro Desoldering Tip Ø 1.2 Pad		Pad desoldering	Stations: CS, CV, DI, DDE, DME Tool: DS360-A Modules: MVE / MSE (Pump)

C560 Tips range for DR560 Desoldering Iron



	Ref.	Description	Image	Suggested components	Compatible with
	C560-001	Desoldering Tip Ø 0.6 HT	<p>$\varnothing \text{ max. pin} = \frac{0.4}{(0.016)} \frac{\text{mm}}{(\text{in})}$</p>	Through hole Desoldering	Stations: DI, DDE, DME Tool: DR560-A Modules: MVE / MSE (Pump)
	C560-014	Desoldering Tip Ø 0.8	<p>$\varnothing \text{ max. pin} = \frac{0.6}{(0.024)} \frac{\text{mm}}{(\text{in})}$</p>	Through hole Desoldering	Stations: DI, DDE, DME Tool: DR560-A Modules: MVE / MSE (Pump)
	C560-002	Desoldering Tip Ø 0.8 HT	<p>$\varnothing \text{ max. pin} = \frac{0.6}{(0.024)} \frac{\text{mm}}{(\text{in})}$</p>	Through hole Desoldering	Stations: DI, DDE, DME Tool: DR560-A Modules: MVE / MSE (Pump)
	C560-003	Desoldering Tip Ø 1	<p>$\varnothing \text{ max. pin} = \frac{0.8}{(0.032)} \frac{\text{mm}}{(\text{in})}$</p>	Through hole Desoldering	Stations: DI, DDE, DME Tool: DR560-A Modules: MVE / MSE (Pump)
	C560-017	Desoldering Tip Ø 1.1	<p>$\varnothing \text{ max. pin} = \frac{1.0}{(0.039)} \frac{\text{mm}}{(\text{in})}$</p>	Through hole Desoldering	Stations: DI, DDE, DME Tool: DR560-A Modules: MVE / MSE (Pump)
	C560-004	Desoldering Tip Ø 1.3 x Ø 3.2	<p>$\varnothing \text{ max. pin} = \frac{1.1}{(0.043)} \frac{\text{mm}}{(\text{in})}$</p>	Through hole Desoldering	Stations: DI, DDE, DME Tool: DR560-A Modules: MVE / MSE (Pump)
	C560-009	Desoldering Tip Ø 1.3 x Ø 5	<p>$\varnothing \text{ max. pin} = \frac{1.1}{(0.043)} \frac{\text{mm}}{(\text{in})}$</p>	Through hole Desoldering	Stations: DI, DDE, DME Tool: DR560-A Modules: MVE / MSE (Pump)

C560 Tips for DR560 Desoldering Iron

	Ref.	Description	Image	Suggested components	Compatible with
	C560-005	Desoldering Tip Ø 1.5	 <p> $\phi \text{ max. pin} = \frac{1.3}{(0.051)} \frac{\text{mm}}{(\text{in})}$ </p>	Through hole Desoldering	Stations: DI, DDE, DME Tool: DR560-A Modules: MVE / MSE (Pump)
	C560-006	Desoldering Tip Ø 1.9	 <p> $\phi \text{ max. pin} = \frac{1.7}{(0.067)} \frac{\text{mm}}{(\text{in})}$ </p>	Through hole Desoldering	Stations: DI, DDE, DME Tool: DR560-A Modules: MVE / MSE (Pump)
	C560-007	Desoldering Tip Ø 2.4	 <p> $\phi \text{ max. pin} = \frac{2.2}{(0.087)} \frac{\text{mm}}{(\text{in})}$ </p>	Through hole Desoldering	Stations: DI, DDE, DME Tool: DR560-A Modules: MVE / MSE (Pump)
	C560-015	Desoldering Tip Ø 3	 <p> $\phi \text{ max. pin} = \frac{2.8}{(0.110)} \frac{\text{mm}}{(\text{in})}$ </p>	Through hole Desoldering	Stations: DI, DDE, DME Tool: DR560-A Modules: MVE / MSE (Pump)
	C560-011	Desoldering Tip Ø 0.6 HT Pad	 <p> $\frac{\text{mm}}{(\text{in})}$ </p>	Pad desoldering	Stations: DI, DDE, DME Tool: DR560-A Modules: MVE / MSE (Pump)
	C560-012	Desoldering Tip Ø 0.8 HT Pad	 <p> $\frac{\text{mm}}{(\text{in})}$ </p>	Pad desoldering	Stations: DI, DDE, DME Tool: DR560-A Modules: MVE / MSE (Pump)
	C560-013	Desoldering Tip Ø 1 Pad	 <p> $\frac{\text{mm}}{(\text{in})}$ </p>	Pad desoldering	Stations: DI, DDE, DME Tool: DR560-A Modules: MVE / MSE (Pump)

JBC

www.jbctools.com

